

#imola  
lovers

2021

### #marbleeffect

The Room ☺	12
Genus	56
Muse	64

### #stoneeffect

Stoncrete	74
Lime-Rock	98
X-Rock	110
Sicily	126
Trail18	136
Blue Savoy	148
Brixstone	156
Walk	166

### #concreteeffect

Blox	176
Azuma ☺	198
Azuma	212
Origini	230
Creative Concrete	240
Riverside	248

### #woodeffect

Koala ☺	258
Koala	266
Kuni	276
Wood 1a4	286
Urbiko	300
Riverside wood	306

### #contemporary

Tube ☺	314
Tube	328
Koshi	340
Habitat	350
Zero	356

### #highperformance

Parade	366
Concrete Project	386
Micron 2.0	394
Re_Micron	402
Micron	410

### #wallamore

Aroma	418
Stile	428
Icona	438
Gesso	448

### #wallcolor

Bubble	458
Slash	466
Let It Bee	474
Kiko	482
Cento Per Cento	488
Pop	496
Shades	502
Play	508
Glass	514
Re_Colour	518

### #walltexture

Genus	522
Nuance	526
Riverside	532
Mash-Up	538
Stoncrete	542
Reflex	550
Blown	554

#imola  
lovers


2021



# 1874-2021

147 anni di bellezza, creatività e qualità eccellente; un patrimonio inestimabile accumulatosi nel corso di questo percorso unico, nel pieno rispetto dei luoghi e degli individui che ogni giorno vi partecipano, animati da passione e volontà di progresso.

**Tutta un'altra storia, la nostra.**



1874\_2021  
147 years of beauty, creativity and excellent quality. A priceless heritage accumulated over the years on this unique journey, with the utmost respect for workplaces and the people who labour in them every day, driven by a passion and desire for progress. Quite another story, our story.



1874\_2021  
147 Jahre Schönheit, Kreativität und ausgezeichnete Qualität; ein unschätzbare Schatz, der sich mit der Zeit dank der leidenschaftlichen Arbeit und dem Weitblick unserer Mitarbeiter sowie fortschrittlicher Produktionsmethoden angesammelt hat. Unsere Geschichte ist etwas ganz Besonderes.



1874\_2021  
147 ans de beauté, de créativité et d'excellente qualité: un patrimoine inestimable accumulé au cours de ce voyage unique, dans le respect des lieux et des individus qui y participent chaque jour, animés par la passion et la volonté de progresser. Une histoire complètement différente, la nôtre.



1874\_2021  
147 años de belleza, creatividad y excelente calidad; un patrimonio inestimable acumulado a lo largo de este viaje único, con pleno respeto a los lugares y personas que en él participan cada día, animados por la pasión y el deseo de progresar. Una historia completamente diferente, la nuestra.

1874\_2021  
Более 147 лет красоты, креативности и отменного качества; бесценное наследие, накопленное во время этого уникального путешествия, с полным уважением к местам и людям, которые в нем участвуют каждый день, вдохновленные порывом и стремлением к прогрессу. Но наша история – совсем не такая, как все.



1874\_2021  
美、创意与卓越品质，持续超过147年；一份不可估量的遗产，在独一无二的过程中日积月累，充分尊重每日参与的人物与地点，受激情与进步的意愿所鼓舞。我们的故事独一无二。

# #imolalovers



Ogni giorno attraverso i nostri progetti celebriamo l'amore, la vita, il desiderio di essere felici e condividere momenti speciali con le persone che amiamo.

Non rivestiamo spazi, creiamo ambienti e situazioni che rendono piacevoli i vostri momenti.

**Tutto quello che cerchi da noi lo puoi trovare.**



Thanks to our collections, you can celebrate your passions, your life, your desire to be happy and share special moments with the people you love every day. We decorate spaces and create environments and situations that make your moments special. We've got everything you're looking for.

Chaque jour, à travers nos projets, nous célébrons l'amour, la vie, le désir d'être heureux et de partager des moments privilégiés avec les personnes que nous aimons. Nous ne couvrons pas les espaces, nous créons des environnements et des situations qui rendent vos moments inoubliables. Tout ce que vous cherchez, chez nous vous le trouverez.



Jeden Tag zelebrieren wir mit unseren Projekten die Liebe, das Leben, den Wunsch, glücklich zu sein und besondere Momente mit den geliebten Menschen zu teilen. Wir verkleiden Flächen, erzeugen Ambiente und Situationen, die angenehmen Momenten im Leben Ausdruck verleihen. Alles, was Sie suchen, können Sie bei uns finden.

Cada día a través de nuestros proyectos celebramos el amor, la vida, el deseo de ser felices y compartir momentos especiales con las personas que amamos. No revestimos espacios, creamos ambientes y situaciones para haceros la vida más agradable. Todo lo que buscas, con nosotros puedes encontrarlo.



Каждый день в наших проектах мы прославляем любовь, жизнь, желание быть счастливыми и разделять особые моменты с теми, кого мы любим. Мы не облицовываем пространства плитками, мы создаем обстановку и ситуации, которые сделают ваши моменты приятными. Вы можете найти здесь все, что ищете.

我们每天通过各个项目表达爱、生活、幸福的愿望，与我们所爱的人分享特殊时刻。我们不是在覆盖空间，而是打造让你们的时光更加愉快的环境和氛围。您可以在我们这里找到所需的一切。



#marble effect



10

The Room	12
Genus	56
Muse	64

#stone effect



72

Stoncrete	74
Lime-Rock	98
X-Rock	110
Sicily	126
Trail18	136
Blue Savoy	148
Brixstone	156
Walk	166

#concrete effect



174

Blox	176
Azuma	198
Azuma	212
Origini	230
Creative Concrete	240
Riverside	248

#wood effect



256

Koala	258
Koala	266
Kuni	276
Wood 1a4	286
Urbiko	300
Riverside wood	306

#contemporary



312

Tube	314
Tube	328
Koshi	340
Habitat	350
Zero	356

#performance



364

Parade	366
Concrete Project	386
Micron 2.0	394
Re_Micron	402
Micron	410


#wall texture



416

amore	Aroma	418
	Stile	428
	Icona	438
	Gesso	448
color	Bubble	458
	Slash	466
	Let It Bee	474
	Kiko	482
	Cento Per Cento	488
	Pop	496
	Shades	502
texture	Play	508
	Glass	514
	Re_Colour	518
	Genus	522
	Nuance	526
	Riverside	532
	Mash-Up	538
Stoncrete	542	
Reflex	550	
Blown	554	

#guide product



558

Certificazioni	560
Certifications	
Caratteristiche tecniche Gres Porcellanato	562
Technical specifications Porcelain stoneware	
Caratteristiche tecniche Bicottura	572
Double firing technical specifications	
Manutenzione	576
Maintenance	
Sicurezza nell'utilizzo dei prodotti di Cooperativa Ceramica d'Imola	578
Safety when using Cooperativa Ceramica d'Imola	

# #imolalovers

## #marbleeffect

The Room ©	12
Genus	56
Muse	64

## #stoneeffect

Stoncrete	74
Lime-Rock	98
X-Rock	110
Sicily	126
Trail18	136
Blue Savoy	148
Brixstone	156
Walk	166

## #concreteeffect

Blox	176
Azuma ©	198
Azuma	212
Origini	230
Creative Concrete	240
Riverside	248

## #woodeffect

Koala ©	258
Koala	266
Kuni	276
Wood 1a4	286
Urbiko	300
Riverside wood	306

## #contemporary

Tube ©	314
Tube	328
Koshi	340
Habitat	350
Zero	356

## #highperformance

Parade	366
Concrete Project	386
Micron 2.0	394
Re_Micron	402
Micron	410

## #wallamore

Aroma	418
Stile	428
Icona	438
Gesso	448

## #wallcolor

Bubble	458
Slash	466
Let It Bee	474
Kiko	482
Cento Per Cento	488
Pop	496
Shades	502
Play	508
Glass	514
Re_Colour	518

## #walltexture

Genus	522
Nuance	526
Riverside	532
Mash-Up	538
Stoncrete	542
Reflex	550
Blown	554

# Indice Alfabetico

Alphabetical Index  
Index Alphabétique  
Alphabetisches Verzeichnis  
Índice Alfabético  
Алфавитный указатель  
字母索引

Aroma	418
Azuma ©	198
Azuma	212
Blown	554
Blox	176
Blue Savoy	148
Brixstone	156
Bubble	458
Cento Per Cento	488
Concrete Project	386
Creative Concrete	240
Genus floor	56
Genus wall	522
Gesso	448
Glass	514
Habitat	350
Icona	438
Kiko	482
Koala ©	258
Koala	266
Koshi	340
Kuni	276
Let It Bee	474
Lime-Rock	98
Mash-Up	538
Micron	410
Micron 2.0	394
Muse	64
Nuance	526
Origini	230
Parade	366
Play	508
Pop	496
Re_Colour	518
Re_Micron	402
Reflex	550
Riverside	248
Riverside wood	306
Riverside wall	532
Shades	502
Sicily	126
Slash	466
Stile	428
Stoncrete floor	74
Stoncrete wall	542
The Room ©	12
Trail18	136
Tube ©	314
Tube	328
Urbiko	300
Walk	166
Wood 1a4	286
X-Rock	110
Zero	356

# Indice di Prodotto

Product Index / Index Produits / Produktverzeichnis / Índice de Producto / указатель по продуктам / 产品索引

## Pavimenti&Rivestimenti Floor&Wall Tiles

Azuma ©	198
Azuma	212
Blox	176
Blue Savoy	148
Brixstone	156
Concrete Project	386
Creative Concrete	240
Genus floor	56
Habitat	350
Koala ©	258
Koala	266
Koshi	340
Kuni	276
Lime-Rock	98
Micron	410
Micron 2.0	394
Muse	64
Origini	230
Parade	366
Re_Micron	402
Reflex	550
Riverside	248
Riverside wood	306
Sicily	126
Stoncrete floor	74
The Room ©	12
Trail18	136
Tube ©	314
Tube	328
Urbiko	300
Walk	166
Wood 1a4	286
X-Rock	110
Zero	356

## Rivestimenti Wall Tiles

Aroma	418
Blown	554
Bubble	458
Cento Per Cento	488
Genus wall	522
Gesso	448
Glass	514
Icona	438
Kiko	482
Let It Bee	474
Mash-Up	538
Nuance	526
Play	508
Pop	496
Re_Colour	518
Reflex	550
Riverside wall	532
Shades	502
Slash	466
Stile	428
Stoncrete wall	542

# Indice per Formato

Format Index / Index Formats / Verzeichnis Nach Formaten / Índice de Formato / Указатель по форматам / 规格索引

## Pavimenti&Rivestimenti Floor&Wall Tiles

10X10	
Micron	410
15X15	
Micron	410
6,5X20	
Sicily	126
20X20	
Trail18	136
20X30	
Trail18	136
30X30	
Koshi	340
Micron	410
Re_Micron	402
Zero	356
10X60	
Micron	410
15X60	
Micron	410
Riverside wood	306
Urbiko	300
30X60	
Azuma	212
Blox	176
Blue Savoy	148
Brixstone	156
Concrete Project	386
Creative Concrete	240
Habitat	350
Koshi	340
Micron	410
Micron 2.0	394
Origini	230
Parade	366
Re_Micron	402
Riverside	248
Stoncrete floor	74
Walk	166
X-Rock	110
40X60	
Blue Savoy	148
Brixstone	156

60X60	
Azuma	212
Blox	176
Blue Savoy	148
Brixstone	156
Concrete Project	386
Creative Concrete	240
Genus floor	56
Habitat	350
Koshi	340
Micron	410
Micron 2.0	394
Muse	64
Origini	230
Parade	366
Re_Micron	402
Riverside	248
Sicily	126
Stoncrete floor	74
The Room ©	12
Tube	328
Walk	166
X-Rock	110

60X120	
Azuma ©	198
Azuma	212
Blox	176
Concrete Project	386
Genus floor	56
Koshi	340
Micron 2.0	394
Muse	64
Parade	366
Sicily	126
Stoncrete floor	74
The Room ©	12
Tube ©	314
Tube	328
X-Rock	110

120X120	
Azuma ©	198
Azuma	212
Blox	176
Concrete Project	386
Genus floor	56
Micron 2.0	394
Muse	64
Parade	366
The Room ©	12
Tube ©	314
Tube	328

120X260	
Azuma ©	198
The Room ©	12
Tube ©	314

120X240	
Koala ©	258
24X240	
Koala ©	258
60X180	
Kuni	276
20X180	
Koala	266
Kuni	276
30X120	
Wood 1a4	286
20X120	
Koala ©	258
Koala	266
Kuni	276

75X150	
Lime-Rock	98
75X75	
Koshi	340
Lime-Rock	98
Sicily	126
37,5X75	
Lime-Rock	98
Sicily	126

90X90	
Azuma	212
Blox	176
Creative Concrete	240
Origini	230
Stoncrete floor	74

45X90	
Azuma	212
Creative Concrete	240
Origini	230

45X45	
Azuma	212
Creative Concrete	240
Habitat	350
Koshi	340
Riverside	248

## Rivestimenti Wall Tiles

6X24	
Aroma	418
Stile	428
7,5X30	
Bubble	458
Slash	466
10X20	
Gesso	448
Icona	438
12X18	
Cento Per Cento	488
Kiko	482
Let It Bee	474
12,5X33,3	
Pop	496
20X40	
Blown	554
20X60	
Glass	514
Play	508
Riverside wall	532
Shades	502
25X75	
Genus wall	522
Nuance	526
30X60	
Mash-Up	538
Re_Colour	518
Reflex	550
Stoncrete wall	542



# #marble effect

The Room ⑤	12
Genus	56
Muse	64

# The Room 6,5



## COLOR BODY PORCELAIN TILE

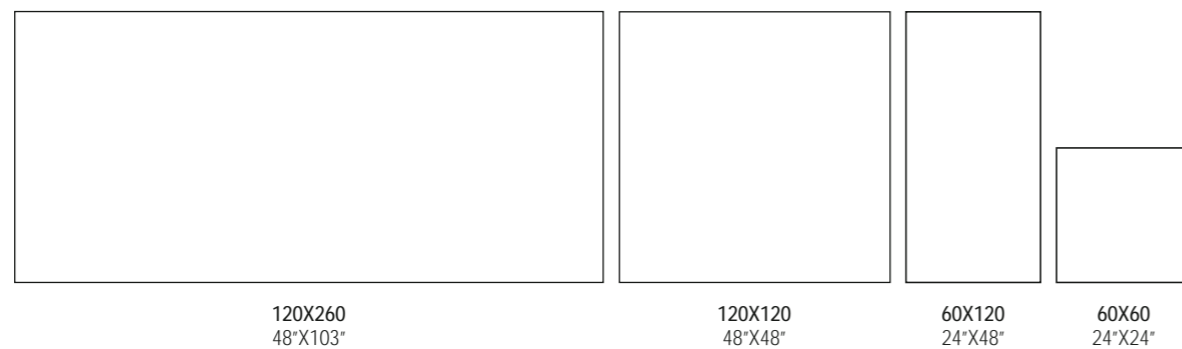
GRES PORCELLANATO COLORATO IN MASSA / GRÈS CÉRAME TEINTÉ DANS LA MASSE / EINGEFÄRBTES FEINSTEINZEUG  
GRES PORCELÁNICO COLOREADO EN MASA / КЕРАМОГРАНИТ ОКРАШЕННЫЙ В МАССЕ / 彩色通体瓷质砖

CONFORME / ACCORDING TO / CONFORME / KONFORM / CONFORME / СООТВЕТСТВУЕТ / 合格  
UNI EN 14411 - G Bla



## FORMATI

SIZES / FORMATS / FORMATE / FORMATOS / ФОРМАТЫ / 规格



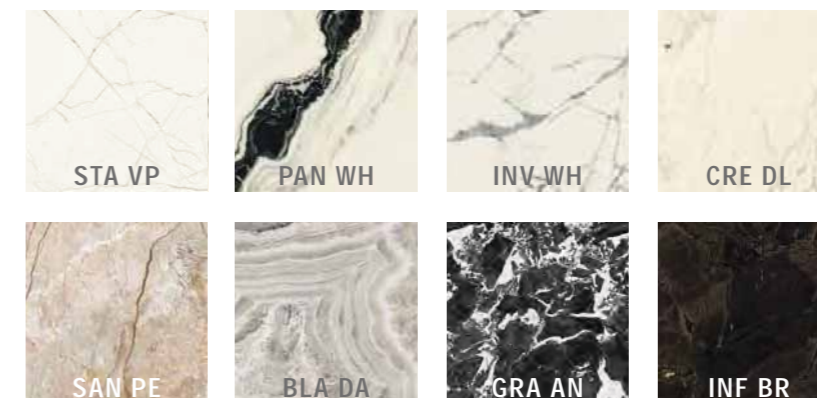
## SUPERFICI

SURFACES / SURFACES / OBERFLÄCHEN / SUPERFICIES / ПОВЕРХНОСТИ / 表面




## COLORI

COLOURS / COULEURS / FARBEN / COLORES / ЦВЕТА / 颜色



















Marble


STA VP

					
120X260 - 48"X103"	120X120 - 48"X48"	60X120 - 24"X48"	60X60 - 24"X24"	30X30 - 12"X12"	
 	STA VP6 260 RM	STA VP6 120 RM	STA VP6 12 RM	STA VP6 60 RM	MK.STA VP6 30
 	STA VP6 260 LP	STA VP6 120 LP	STA VP6 12 LP	STA VP6 60 LP	

# The Room 65




Marble




Marble

PAN WH6



120X260 - 48"X103"




120X120 - 48"X48"



60X120 - 24"X48"




30X30 - 12"X12"



	<b>PAN WH6 120 RM</b>	<b>PAN WH6 12 RM</b>	<b>MK.PAN WH6 30 (T144)</b>
<b>PAN WH6 260 LP</b>	<b>PAN WH6 120 LP</b>	<b>PAN WH6 12 LP</b>	






Marble

INV WH6



120X260 - 48"X103"



120X120 - 48"X48"




60X120 - 24"X48"



30X30 - 12"X12"




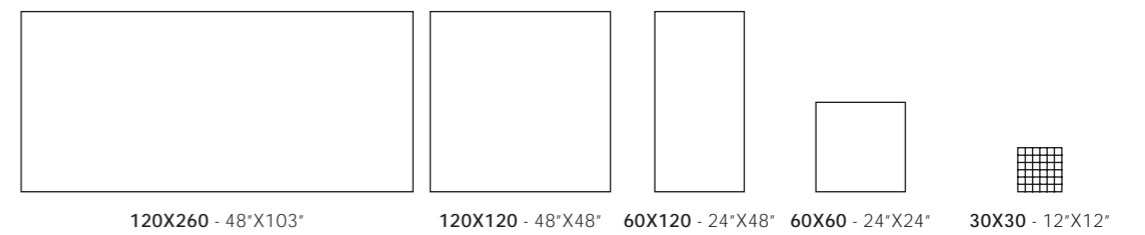
	INV WH6 120 RM	INV WH6 12 RM	MK.INV WH6 30 (T144)
INV WH6 260 LP	INV WH6 120 LP	INV WH6 12 LP	





Marble

CRE DL



CRE DL6 260 RM	CRE DL6 120 RM	CRE DL6 12 RM	CRE DL6 60 RM	MK.CRE DL6 30
CRE DL6 260 LP	CRE DL6 120 LP	CRE DL6 12 LP	CRE DL6 60 LP	
















SAN PE

Marble

				
120X260 - 48"X103"	120X120 - 48"X48"	60X120 - 24"X48"	60X60 - 24"X24"	30X30 - 12"X12"
 N	SAN PE6 260 RM	SAN PE6 120 RM	SAN PE6 12 RM	SAN PE6 60 RM
 LP	SAN PE6 260 LP	SAN PE6 120 LP	SAN PE6 12 LP	SAN PE6 60 LP
				MK.SAN PE6 30






Marble


BLA DA6



120X260 - 48"X103"



120X120 - 48"X48"




60X120 - 24"X48"




30X30 - 12"X12"



	BLA DA6 120 RM	BLA DA6 12 RM	MK.BLA DA6 30 (T144)
LP	BLA DA6 260 LP	BLA DA6 120 LP	BLA DA6 12 LP





Marble


GRA AN6



120X260 - 48"X103"




120X120 - 48"X48"



60X120 - 24"X48"



30X30 - 12"X12"



	GRA AN6 120 RM	GRA AN6 12 RM	MK.GRA AN6 30 (T144)
GRA AN6 260 LP	GRA AN6 120 LP	GRA AN6 12 LP	

# The Room 65


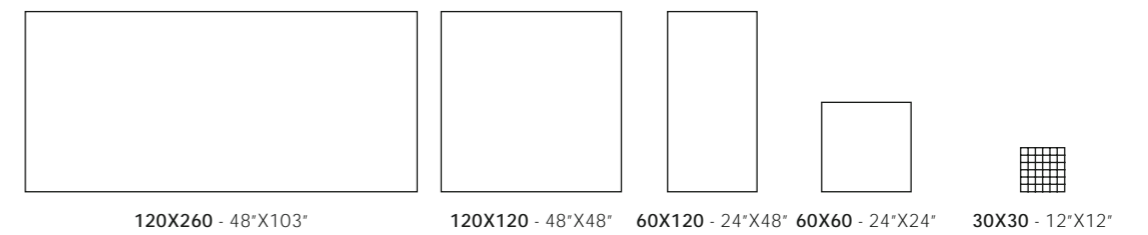


Marble



Marble

INF BR



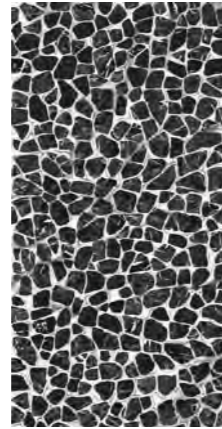
INF BR6 260 RM	INF BR6 120 RM	INF BR6 12 RM	INF BR6 60 RM	MK.INF BR6 30
INF BR6 260 LP	INF BR6 120 LP	INF BR6 12 LP	INF BR6 60 LP	







TURTLE6 260LP  
120X260-48"X103"



TURTLE6 12LP  
60X120-24"X48"



SNAKE6 260LP  
120X260-48"X103"



SNAKE6 12LP  
60X120-24"X48"







GHEPARD6 260LP  
120x260-48"x103"  



GHEPARD6 12LP  
60x120-24"x48"  



GHEPARD6 120LP  
120x120-48"x48"  



ZEBRA6 260LP  
120x260-48"x103"  



ZEBRA6 12LP  
60x120-24"x48"  

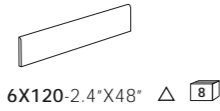


ZEBRA6 120LP  
120x120-48"x48"  

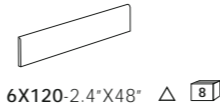
# The Room 65

## PEZZI SPECIALI

SPECIAL PIECES / PIÈCES SPÉCIALES / SONDERPREISE / PIEZAS ESPECIALES / СПЕЦИАЛЬНЫЕ ЭЛЕМЕНТЫ / 特制件



6X120-2.4\*X48



6X120-2.4\*X48

STA VP	STA VP6 BT120
PAN WH	PAN WH6 BT120
INV WH	INV WH6 BT120
CRE DL	CRE DL6 BT120
SAN PE	SAN PE6 BT120
BLA DA	BLA DA6 BT120
GRA AN	GRA AN6 BT120
INF BR	INF BR6 BT120

STA VP LP	STA VP6 BT120LP
PAN WH LP	PAN WH6 BT120LP
INV WH LP	INV WH6 BT120LP
CRE DL LP	CRE DL6 BT120LP
SAN PE LP	SAN PE6 BT120LP
BLA DA LP	BLA DA6 BT120LP
GRA AN LP	GRA AN6 BT120LP
INF BR LP	INF BR6 BT120LP

## IMBALLI

PACKAGING / EMBALLAGES / VERPACKUNGEN / EMBALAJES / УПАКОВКИ / 包装

FORMATO NOMINALE NOMINAL SIZE	BORDO EDGE	SPESSORE THICKNESS	BOX			PALLET		
			PZ/BOX PCS/BOX	MO/BOX SM/BOX	KG/BOX KG/BOX	BOX/PALLET BOXES/PALLET	MO/PALLET SM/PALLET	KG/PALLET KG/PALLET
120X260-48*X103*	RECTIFIED	6,5	1	3,12	49,02	20	62,40	1000,40
120X120-48*X48*	RECTIFIED	6,5	2	2,88	46,39	30	86,40	1411,83
60X120-24*X48*	RECTIFIED	6,5	4	2,88	45,88	24	69,12	1121,06
60X120-24*X48*	RECTIFIED	6,5	4	2,88	46,09	16	46,08	757,38
60X60-24*X24*	RECTIFIED	6,5	5	1,80	27,81	32	57,60	909,80
30X30-12*X12* MOSAIC	RECTIFIED	6,5	6	0,54	7,48	72	38,88	558,20

## CARATTERISTICHE TECNICHE SPECIFICHE

TECHNICAL FEATURES SPECIFICATIONS / CARACTÉRISTIQUES TECHNIQUES SPÉCIFIQUE / TECHNISCHE EIGENSCHAFTEN  
CARACTERÍSTICAS TÉCNICAS ESPECÍFICAS / ТРЕБУЕМЫЕ ТЕХНИЧЕСКИЕ ХАРАКТЕРИСТИКИ / 特殊技术规格

THE ROOM	DIN 51130 (R)	DIN 51097 (A+B+C)	BCR REP. CEC 6/81		DM 14/6/89 N. 236		PENDULUM TEST BS (INGLESE)	PENDULUM TEST AS/NZS 4856:2004 (AUSTRALIANO)	PENDULUM TEST UNE ENV 12633:2003 (SPAGNOLO)	BOT 3000 (DCOF)
			G.A.	G.B.	C.A.	G.B.				
	R9	A	>0.4	>0.4	>0.4	>0.4	>25	>25	1	>0,42



GRA AN6 260 LP - WTGK 3012T RM

# Genus



Marble

## COLOR BODY PORCELAIN TILE


GRES PORCELLANATO COLORATO IN MASSA / GRÈS CÉRAMÉ TEINTÉ DANS LA MASSE / EINGEFÄRBTES FEINSTEINZEUG  
GRES PORCELÁNICO COLOREADO EN MASA / КЕРАМОГРАНИТ ОКРАШЕННЫЙ В МАССЕ / 彩色通体瓷质砖

CONFORME / ACCORDING TO / CONFORME / KONFORM / CONFORME / СООТВЕТСТВУЕТ / 合格  
UNI EN 14411 – G BIa



## FORMATI

SIZES / FORMATS / FORMATE / FORMATOS / ФОРМАТЫ / 规格



120X120  
48"X48"

60X120  
24"X48"

60X60  
24"X24"

## SUPERFICI

SURFACES / SURFACES / OBERFLÄCHEN / SUPERFICIES / ПОВЕРХНОСТИ / 表面




N ○


LP ⊗

## COLORI


COLOURS / COULEURS / FARBEN / COLORES / ЦВЕТА / 颜色



# Genus



GNSG 120B RM - GNSG 12B RM



GNSG 120W LP - MK.GNSG N



GOLD B



GOLD W

Marble




GNSG DK 60B LP  
60X60-24°X24°



MK.GNSG BN  
30X30-12°X12°



GNSG DK 60W LP  
60X60-24°X24°



MK.GNSG WN  
30X30-12°X12°



120X120-48°X48°



60X120-24°X48°



60X60-24°X24°



30X30-12°X12°



GNSG 120B RM

GNSG 12B RM


GNSG 60B RM

MK.GNSG B (T144)

GNSG 120B LP

GNSG 12B LP

GNSG 60B LP



120X120-48°X48°



60X120-24°X48°



60X60-24°X24°



30X30-12°X12°



GNSG 120W RM

GNSG 12W RM

GNSG 60W RM

MK.GNSG W (T144)

GNSG 120W LP

GNSG 12W LP

GNSG 60W LP






GOLD N



GNSG DK 60N LP  
60X60-24\*X24"



MK.GNSG BN  
30X30-12\*X12"



MK.GNSG WN  
30X30-12\*X12"



120X120-48\*X48"



60X120-24\*X48"



60X60-24\*X24"



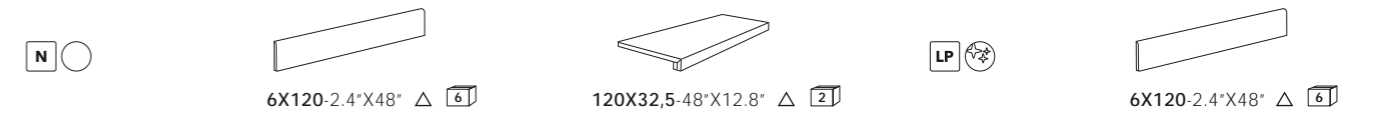
30X30-12\*X12"



GNSG 120N RM	GNSG 12N RM	GNSG 60N RM	MK.GNSG N (T144)
GNSG 120N LP	GNSG 12N LP	GNSG 60N LP	

### PEZZI SPECIALI

SPECIAL PIECES / PIÈCES SPÉCIALES / SONDERPREISE / PIEZAS ESPECIALES / СПЕЦИАЛЬНЫЕ ЭЛЕМЕНТЫ / 特制件



GOLD B	GNSG BT120B	GNSG G120B	GOLD B	GNSG BT120B LP
GOLD W	GNSG BT120W	GNSG G120W	GOLD W	GNSG BT120W LP
GOLD N	GNSG BT120N	GNSG G120N	GOLD N	GNSG BT120N LP

### IMBALLI

PACKAGING / EMBALLAGES / VERPACKUNGEN / EMBALAJES / УПАКОВКИ / 包装

FORMATO NOMINALE NOMINAL SIZE	BORDO EDGE	SPESSORE THICKNESS	BOX			PALLET		
			PZ/BOX PCS/BOX	MQ/BOX SM/BOX	KG/BOX KG/BOX	BOX/PALLET BOXES/PALLET	MQ/PALLET SM/PALLET	KG/PALLET KG/PALLET
120X120-48*X48"	RECTIFIED	10,5	1	1,44	36,18	36	51,84	1322,60
60X120-24*X48"	RECTIFIED	10,5	2	1,44	35,33	27	38,88	973,78
60X60-24*X24"	RECTIFIED	10,5	3	1,08	26,48	32	34,56	867,47
30X30-12*X12" MOSAIC	RECTIFIED	10,5	6	0,54	11,11	48	25,92	553,04

### CARATTERISTICHE TECNICHE SPECIFICHE

TECHNICAL FEATURES SPECIFICATIONS / CARACTÉRISTIQUES TECHNIQUES SPÉCIFIQUE / TECHNISCHE EIGENSCHAFTEN  
CARACTERÍSTICAS TÉCNICAS ESPECÍFICAS / ТРЕБУЕМЫЕ ТЕХНИЧЕСКИЕ ХАРАКТЕРИСТИКИ / 特殊技术规格

GNSG	DIN 51130 (R)	DIN 51097 (A+B+C)	BCR REP. CEC 6/81		DM 14/6/89 N. 236		PENDULUM TEST BS (INGLESE)	PENDULUM TEST AS/NZS 4856:2004 (AUSTRALIANO)	PENDULUM TEST UNE ENV 12633:2003 (SPAGNOLO)	BOT 3000 (DCOF)
			G.A.	G.B.	C.A.	G.B.				
	R9	A	>0.4	>0.4	>0.4	>0.4	>25	-	1	>0,42

# Muse



Marble

## COLOR BODY PORCELAIN TILE


GRES PORCELLANATO COLORATO IN MASSA / GRÈS CÉRAMÉ TEINTÉ DANS LA MASSE / EINGEFÄRBTES FEINSTEINZEUG  
GRES PORCELÁNICO COLOREADO EN MASA / КЕРАМОГРАНИТ ОКРАШЕННЫЙ В МАССЕ / 彩色通体瓷质砖

CONFORME / ACCORDING TO / CONFORME / KONFORM / CONFORME / СООТВЕТСТВУЕТ / 合格  
UNI EN 14411 - G B1a



## FORMATI

SIZES / FORMATS / FORMATE / FORMATOS / ФОРМАТЫ / 规格




120X120  
48"X48"

60X120  
24"X48"

60X60  
24"X24"

## SUPERFICI

SURFACES / SURFACES / OBERFLÄCHEN / SUPERFICIES / ПОВЕРХНОСТИ / 表面




N ○

PT ⊕

LP ⊕

## COLORI

COLOURS / COULEURS / FARBEN / COLORES / ЦВЕТА / 颜色





W

BG



MACCHIAAP.1WLP  
120X120-48"X48"

POSA 2

MACCHIAAP.2WLP  
120X120-48"X48"


POSA 3

MACCHIAAP.1BGLP  
120X120-48"X48"

POSA 2

MACCHIAAP.2BGLP  
120X120-48"X48"

POSA 3




120X120-48"X48"




60X120-24"X48"



60X60-24"X24"



120X120-48"X48"



60X120-24"X48"



60X60-24"X24"




MUSE 120W	MUSE 12W	MUSE 60W
MUSE 120W PT	MUSE 12W PT	MUSE 60W PT
MUSE 120W LP	MUSE 12W LP	MUSE 60W LP

MUSE 120BG	MUSE 12BG	MUSE 60BG
MUSE 120BG PT	MUSE 12BG PT	MUSE 60BG PT
MUSE 120BG LP	MUSE 12BG LP	MUSE 60BG LP



G



MACCHIAAP.1GLP  
120X120-48"X48"

POSA 2

MACCHIAAP.2GLP  
120X120-48"X48"

POSA 3



120X120-48"X48"



60X120-24"X48"



60X60-24"X24"



MUSE 120G

MUSE 12G

MUSE 60G

MUSE 120G PT

MUSE 12G PT

MUSE 60G PT


MUSE 120G LP

MUSE 12G LP

MUSE 60G LP



DG




MACCHIAAP.1DGLP  
120X120-48"X48"

POSA 2

MACCHIAAP.2DGLP  
120X120-48"X48"


POSA 3



120X120-48"X48"



60X120-24"X48"



60X60-24"X24"



MUSE 120DG

MUSE 12DG

MUSE 60DG

MUSE 120DG PT

MUSE 12DG PT

MUSE 60DG PT

MUSE 120DG LP


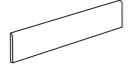

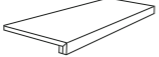






MUSE 12DG LP


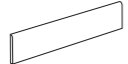





MUSE 60DG LP

# Muse

## PEZZI SPECIALI

SPECIAL PIECES / PIÈCES SPÉCIALES / SONDERPREISE / PIEZAS ESPECIALES / СПЕЦИАЛЬНЫЕ ЭЛЕМЕНТЫ / 特制件

			
	6X120-2.4*X48*  	6X60-2.4*X24*  	120X32,5-48*X12.8*  
W	MUSE BT120W	MUSE BT60W	MUSE G120W
BG	MUSE BT120BG	MUSE BT60BG	MUSE G120BG
G	MUSE BT120G	MUSE BT60G	MUSE G120G
DG	MUSE BT120DG	MUSE BT60DG	MUSE G120DG

		
	6X120-2.4*X48*  	6X60-2.4*X24*  
W	MUSE BT120W LP	MUSE BT60W LP
BG	MUSE BT120BG LP	MUSE BT60BG LP
G	MUSE BT120G LP	MUSE BT60G LP
DG	MUSE BT120DG LP	MUSE BT60DG LP

## IMBALLI

PACKAGING / EMBALLAGES / VERPACKUNGEN / EMBALAJES / УПАКОВКИ / 包装

FORMATO NOMINALE NOMINAL SIZE	BORDO EDGE	SPESSORE THICKNESS	BOX			PALLET		
			PZ/BOX PCS/BOX	MQ/BOX SM/BOX	KG/BOX KG/BOX	BOX/PALLET BOXES/PALLET	MQ/PALLET SM/PALLET	KG/PALLET KG/PALLET
120X120-48*X48*	RECTIFIED	10,5	1	1,44	36,17	36	51,84	1321,94
60X120-24*X48*	RECTIFIED	10,5	2	1,44	35,44	27	38,88	976,93
60X60-24*X24*	RECTIFIED	10,5	3	1,08	26,53	32	34,56	868,80

## CARATTERISTICHE TECNICHE SPECIFICHE

TECHNICAL FEATURES SPECIFICATIONS / CARACTÉRISTIQUES TECHNIQUES SPÉCIFIQUE / TECHNISCHE EIGENSCHAFTEN  
CARACTERÍSTICAS TÉCNICAS ESPECÍFICAS / ТРЕБУЕМЫЕ ТЕХНИЧЕСКИЕ ХАРАКТЕРИСТИКИ / 特殊技术规格

	DIN 51130 (R)	DIN 51097 (A+B+C)	BCR REP. CEC 6/81		DM 14/6/89 N. 236		PENDULUM TEST BS (INGLESE)	PENDULUM TEST AS/NZS 4856:2004 (AUSTRALIANO)	PENDULUM TEST UNE ENV 12633:2003 (SPAGNOLO)	BOT 3000 (DCOF)
			G.A.	G.B.	C.A.	G.B.				
MUSE	R10	A	>0.4	>0.4	>0.4	>0.4	>25	-	1	>0,42



MUSE 120W PT - MACCHIAAP.1WLP - MACCHIAAP.2WLP



# effect #stone

<b>Stoncrete</b>	74
<b>Lime-Rock</b>	98
<b>X-Rock</b>	110
<b>Sicily</b>	126
<b>Trail18</b>	136
<b>Blue Savoy</b>	148
<b>Brixstone</b>	156
<b>Walk</b>	166

# Stoncrete



## COLOR BODY PORCELAIN TILE



GRES PORCELLANATO COLORATO IN MASSA / GRÈS CÉRAMÉ TEINTÉ DANS LA MASSE / EINGEFÄRBTES FEINSTEINZEUG  
GRES PORCELÁNICO COLOREADO EN MASA / КЕРАМОГРАНИТ ОКРАШЕННЫЙ В МАССЕ / 彩色通体瓷质砖

CONFORME / ACCORDING TO / CONFORME / KONFORM / CONFORME / СООТВЕТСТВУЕТ / 合格  
UNI EN 14411 - G Bla




## FORMATI

SIZES / FORMATS / FORMATE / FORMATOS / ФОРМАТЫ / 规格



# Stoncrete





# Stoncrete



STCR2 90AG RM



STCR 90AG RM



Stone

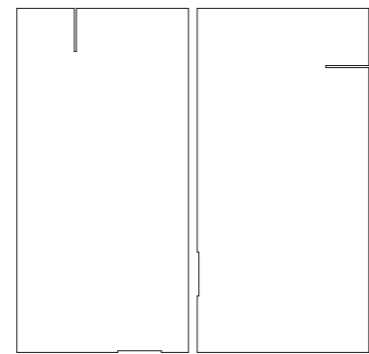


STCR1 12DG RM



STCR 12DG RM





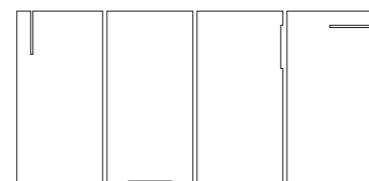
STCR DK12CG  
60X120-24"X48"



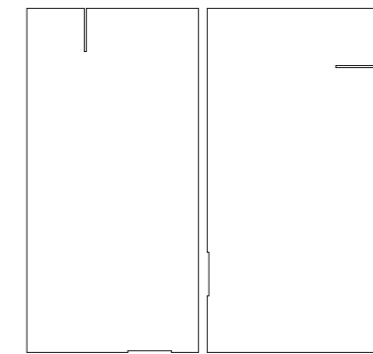

TITANIO L0,5X15 Δ 4

OTTONE L0,5X15 Δ 4

RAME L0,5X15 Δ 4



STCR DK36CG  
30X60-12"X24"



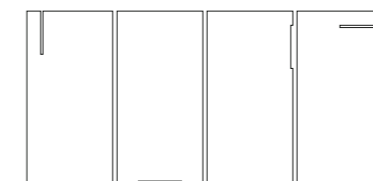
STCR DK12AG  
60X120-24"X48"



TITANIO L0,5X15 Δ 4

OTTONE L0,5X15 Δ 4

RAME L0,5X15 Δ 4



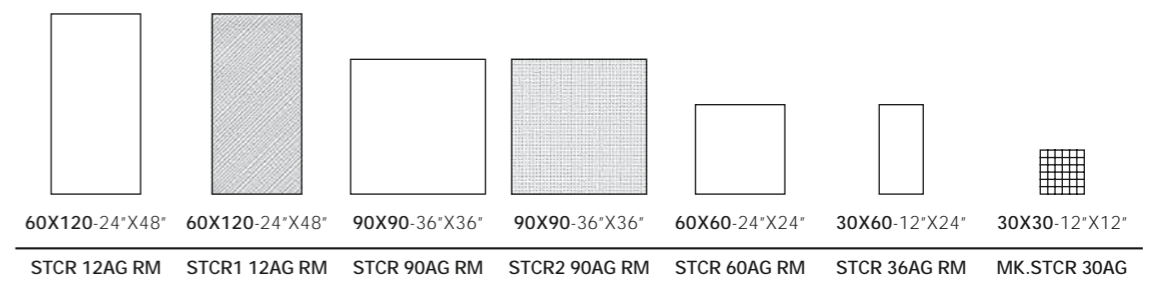
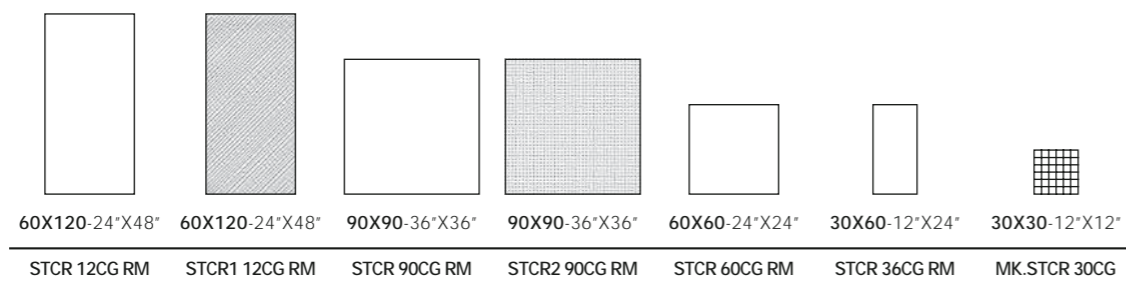
STCR DK36AG  
30X60-12"X24"





CG

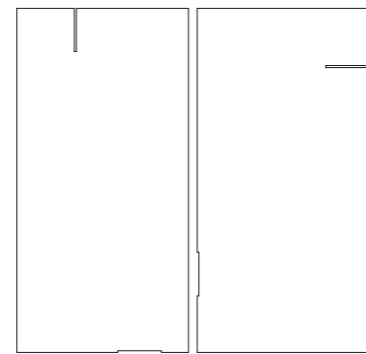
AG

Stone





Stone



TITANIO L0,5X15  $\Delta$  4

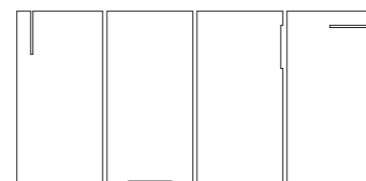
0,5X15-0,2"X6"

OTTONE L0,5X15  $\Delta$  4

0,5X15-0,2"X6"

STCR DK12G  
60X120-24"X48"

$\Delta$  2



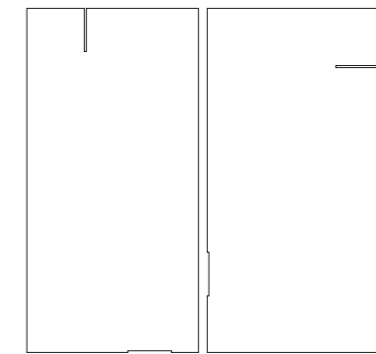

RAME L0,5X15  $\Delta$  4

0,5X15-0,2"X6"

STCR DK36G  
30X60-12"X24"

$\Delta$  4

G



TITANIO L0,5X15  $\Delta$  4


0,5X15-0,2"X6"

OTTONE L0,5X15  $\Delta$  4

0,5X15-0,2"X6"

STCR DK12DG  
60X120-24"X48"

$\Delta$  2



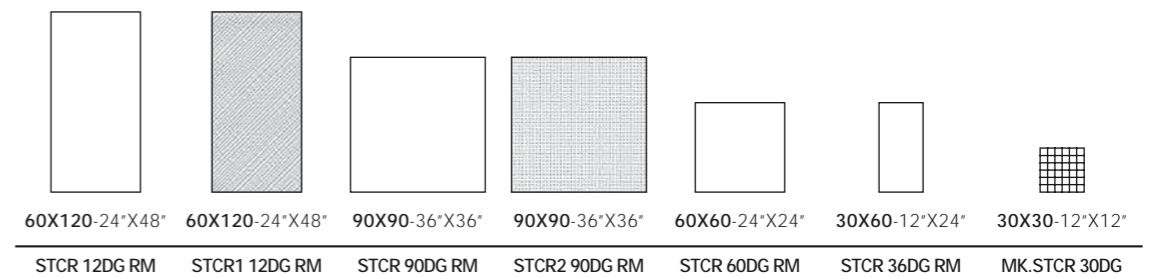
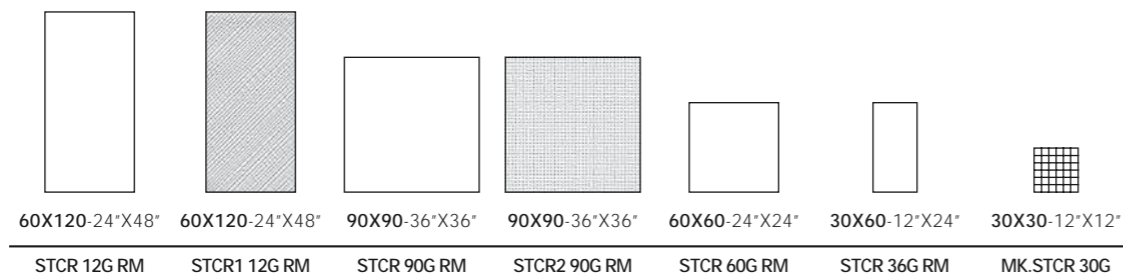
RAME L0,5X15  $\Delta$  4

0,5X15-0,2"X6"

STCR DK36DG  
30X60-12"X24"

$\Delta$  4

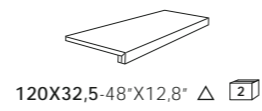
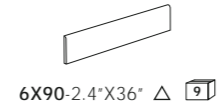
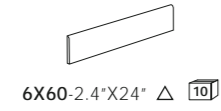
DG



# Stoncrete

## PEZZI SPECIALI

SPECIAL PIECES / PIÈCES SPÉCIALES / SONDERPREISE / PIEZAS ESPECIALES / СПЕЦИАЛЬНЫЕ ЭЛЕМЕНТЫ / 特制件



CG	STCR BT60CG	STCR BT90CG	STCR G120CG
AG	STCR BT60AG	STCR BT90AG	STCR G120AG
G	STCR BT60G	STCR BT90G	STCR G120G
DG	STCR BT60DG	STCR BT90DG	STCR G120DG

## IMBALLI

PACKAGING / EMBALLAGES / VERPACKUNGEN / EMBALAJES / УПАКОВКИ / 包装

FORMATO NOMINALE NOMINAL SIZE	BORDO EDGE	SPESSORE THICKNESS	BOX			PALLET		
			PZ/BOX PCS/BOX	MO/BOX SM/BOX	KG/BOX KG/BOX	BOX/PALLET BOXES/PALLET	MO/PALLET SM/PALLET	KG/PALLET KG/PALLET
60X120-24°X48°	RECTIFIED	10	2	1,44	31,64	30	43,20	969,13
60X60-24°X24°	RECTIFIED	10	3	1,08	24,22	40	43,20	988,75
30X60-12°X24°	RECTIFIED	10	6	1,08	24,19	40	43,20	987,50
90X90-36°X36°	RECTIFIED	10	2	1,62	36,93	22	35,64	832,35
30X30-12°X12° MOSAIC	RECTIFIED	10	6	0,54	11,33	48	25,92	563,89

## CARATTERISTICHE TECNICHE SPECIFICHE

TECHNICAL FEATURES SPECIFICATIONS / CARACTÉRISTIQUES TECHNIQUES SPÉCIFIQUE / TECHNISCHE EIGENSCHAFTEN  
CARACTERÍSTICAS TÉCNICAS ESPECÍFICAS / ТРЕБУЕМЫЕ ТЕХНИЧЕСКИЕ ХАРАКТЕРИСТИКИ / 特殊技术规格

	DIN 51130 (R)	DIN 51097 (A+B+C)	BCR REP. CEC 6/81		DM 14/6/89 N. 236		PENDULUM TEST BS (INGLESE)	PENDULUM TEST AS/NZS 4856:2004 (AUSTRALIANO)	PENDULUM TEST UNE ENV 12633:2003 (SPAGNOLO)	BOT 3000 (DCOF)
			G.A.	G.B.	C.A.	G.B.				
STCR	R10	A+B	>0.4	>0.4	>0.4	>0.4	>36	>35	2	>0,42
STCR1-2	R10	B+C	>0.4	>0.4	>0.4	>0.4	>36	>45	3	>0,42



STCR1 12CG RM







10mm					20mm		
	60X120-24"x48"	90X90-36"x36"	60X60-24"x24"	30X60-12"x24"		60X120-24"x48"	60X60-24"x24"
CG	STCR R12CG RM	STCR R90CG RM	STCR R60CG RM	STCR R36CG RM	CG	STCR 12CG AS RM	STCR 60CG AS RM
AG	STCR R12AG RM	STCR R90AG RM	STCR R60AG RM	STCR R36AG RM			
G	STCR R12G RM	STCR R90G RM	STCR R60G RM	STCR R36G RM	G	STCR 12G AS RM	STCR 60G AS RM
DG	STCR R12DG RM	STCR R90DG RM	STCR R60DG RM	STCR R36DG RM	DG	STCR 12DG AS RM	STCR 60DG AS RM

**10 PEZZI SPECIALI**  
SPECIAL PIECES / PIÈCES SPÉCIALES / SONDERPREISE / PIEZAS ESPECIALES / СПЕЦИАЛЬНЫЕ ЭЛЕМЕНТЫ / 特制件

	30X60-12"x24" △ 8	20X60X4-8"x24"x2" △ 6
CG	STCR S R60CG	STCR E R60CG
AG	STCR S R60AG	STCR E R60AG
G	STCR S R60G	STCR E R60G
DG	STCR S R60DG	STCR E R60DG

**IMBALLI**  
PACKAGING / EMBALLAGES / VERPACKUNGEN / EMBALAJES / УПАКОВКИ / 包装

FORMATO NOMINALE NOMINAL SIZE	BORDO EDGE	SPESSORE THICKNESS	BOX			PALLET		
			PZ/BOX PCS/BOX	MQ/BOX SM/BOX	KG/BOX KG/BOX	BOX/PALLET BOXES/PALLET	MQ/PALLET SM/PALLET	KG/PALLET KG/PALLET
60X120-24"x48"	RECTIFIED	10	2	1,44	31,64	30	43,20	969,13
60X60-24"x24"	RECTIFIED	10	3	1,08	24,22	40	43,20	988,75
30X60-12"x24"	RECTIFIED	10	6	1,08	24,19	40	43,20	987,50
90X90-36"x36"	RECTIFIED	10	2	1,62	36,93	22	35,64	832,35

**CARATTERISTICHE TECNICHE SPECIFICHE**  
TECHNICAL FEATURES SPECIFICATIONS / CARACTÉRISTIQUES TECHNIQUES SPÉCIFIQUE / TECHNISCHE EIGENSCHAFTEN  
CARACTERÍSTICAS TÉCNICAS ESPECÍFICAS / ТРЕБУЕМЫЕ ТЕХНИЧЕСКИЕ ХАРАКТЕРИСТИКИ / 特殊技术规格

	DIN 51130 (R)	DIN 51097 (A+B+C)	BCR REP. CEC 6/81		DM 14/6/89 N. 236		PENDULUM TEST BS (INGLESE)	PENDULUM TEST AS/NZS 4856:2004 (AUSTRALIANO)	PENDULUM TEST UNE ENV 12633:2003 (SPAGNOLO)	BOT 3000 (DCOF)
			G.A.	G.B.	C.A.	G.B.				
STCR R	R11	B+C	>0.4	>0.4	>0.4	>0.4	>36	>45	3	>0,42
STCR AS	R11	B+C	>0.4	>0.4	>0.4	>0.4	>36	>45	3	>0,42

**20 PEZZI SPECIALI**  
SPECIAL PIECES / PIÈCES SPÉCIALES / SONDERPREISE / PIEZAS ESPECIALES / СПЕЦИАЛЬНЫЕ ЭЛЕМЕНТЫ / 特制件

	SQUARE BORDER* costa lucida SQUARE BORDER* polished edge 60X60-24"x24" △ 2	GRADONE* costa lucida TERRACE* polished edge 33X60-13"x24" △ 4	GRADONE* costa lucida TERRACE* polished edge 33X120-13"x48" △ 2
CG	STCR SB60CG AS	STCR GR336CG AS	STCR GR120CG AS
G	STCR SB60G AS	STCR GR336G AS	STCR GR120G AS
DG	STCR SB60DG AS	STCR GR336DG AS	STCR GR120DG AS

	STEP righe costa lucida STEP stripes polished edge 30X60-12"x24" △ 4	ALZATA gocciolatoio RISE dripstone 20X60-8"x24" △ 4	ALZATA gocciolatoio RISE dripstone 20X120-8"x48" △ 2
CG	STCR S 60CG AS	STCR AZ60CG AS	STCR AZ120CG AS
G	STCR S 60G AS	STCR AZ60G AS	STCR AZ120G AS
DG	STCR S 60DG AS	STCR AZ60DG AS	STCR AZ120DG AS

	TOP gocciolatoio coste lucide TOP dripstone polished edges 30X60-12"x24" △ 4	BORDO PISCINA* costa lucida POOL EDGE* polished edge 30X60-12"x24" △ 4	GRIGLIA PISCINA* POOL GRILLE* 20X60-8"x24" △ 2
CG	STCR TOP60CG AS	STCR BP60CG AS	STCR GP60CG AS
G	STCR TOP60G AS	STCR BP60G AS	STCR GP60G AS
DG	STCR TOP60DG AS	STCR BP60DG AS	STCR GP60DG AS

**IMBALLI**  
PACKAGING / EMBALLAGES / VERPACKUNGEN / EMBALAJES / УПАКОВКИ / 包装

FORMATO NOMINALE NOMINAL SIZE	BORDO EDGE	SPESSORE THICKNESS	BOX			PALLET		
			PZ/BOX PCS/BOX	MQ/BOX SM/BOX	KG/BOX KG/BOX	BOX/PALLET BOXES/PALLET	MQ/PALLET SM/PALLET	KG/PALLET KG/PALLET
60X120-24"x48"	RECTIFIED	20	1	0,72	33,15	30	21,60	1014,50
60X60-24"x24"	RECTIFIED	20	2	0,72	33,13	32	23,04	1080,27

\* Angolari DX e SX disponibili a richiesta. / RH and LH angle bracket available on request. / Angulaires D et G disponibles sur demande. / Eckstücke links und rechts auf Anfrage erhältlich. / Cantoneras DCHA. e IZDA. disponibles bajo pedido. / Правый и Левый Угловые элементы доступны по запросу. / 可根据需求提供左转角和右转角。

I pezzi speciali ed i fondi possono presentare leggere differenze di tonalità fra di loro. / Special pieces and backgrounds can have slightly different shades from one another. / Les pièces spéciales et les fonds peuvent présenter de légères différences de tonalités entre elles. / Formteile und Grundierungen können untereinander leichte Farbabweichungen aufweisen. / Las piezas especiales y los fondos pueden presentar ligeras diferencias de tono. / Специальные и фоновые элементы могут немного отличаться по оттенку. / 一些特殊配件和底部可能会有轻微色差。

Il bordo può mostrare una piccola diversità cromatica fra la superficie ed il corpo del pezzo ceramico. / There can be a slight colour difference on the edge between the surface and the main ceramic piece. / Le bord peut présenter une légère différence entre la surface et le corps de la pièce en céramique. / Die Kante kann zwischen Oberfläche und Korpus des Keramiteils einen unterschiedlichen Farbton aufweisen. / El borde puede presentar ligeras diferencias cromáticas entre la superficie y el cuerpo de la pieza cerámica. / В кромках может появиться небольшая хроматическая разница между поверхностью и корпусом керамической детали. / 边缘的颜色可能与陶瓷产品主体和表面颜色稍有差别。

# Lime-Rock



## COLOR BODY PORCELAIN TILE

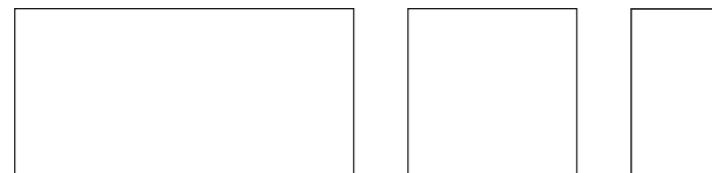
GRES PORCELLANATO COLORATO IN MASSA / GRÈS CÉRAMÉ TEINTÉ DANS LA MASSE / EINGEFÄRBTES FEINSTEINZEUG  
GRES PORCELÁNICO COLOREADO EN MASA / КЕРАМОГРАНИТ ОКРАШЕННЫЙ В МАССЕ / 彩色通体瓷质砖

CONFORME / ACCORDING TO / CONFORME / KONFORM / CONFORME / СООТВЕТСТВУЕТ / 合格  
UNI EN 14411 - G Bla



## FORMATI

SIZES / FORMATS / FORMATE / FORMATOS / ФОРМАТЫ / 规格



75x150  
30"x59"

75x75  
30"x30"

37,5x75  
15"x30"

## SUPERFICI

SURFACES / SURFACES / OBERFLÄCHEN / SUPERFICIES / ПОВЕРХНОСТИ / 表面




N ○

N ○ ✕

## COLORI

COLOURS / COULEURS / FARBEN / COLORES / ЦВЕТА / 颜色



A

W



G

N

# Lime-Rock




LMRCK 150W RM - LMRCK 75W RM



LMRCK 150G RM

# Lime-Rock





A



MK.LMRCK A  
28,5x32-11"X12,8"



75x150-30°X59°



75x75-30°X30°



37,5x75-15°X30°

			LMRCK 150A RM	LMRCK 75A RM	LMRCK 377A RM
					LMRCK RB377A RM



W



MK.LMRCK W  
28,5x32-11"X12,8"



75x150-30°X59°



75x75-30°X30°



37,5x75-15°X30°

			LMRCK 150W RM	LMRCK 75W RM	LMRCK 377W RM
					LMRCK RB377W RM



G



MK.LMRCK G  
28,5x32-11"X12,8"



75x150-30°X59°



75x75-30°X30°



37,5x75-15°X30°



LMRCK 150G RM

LMRCK 75G RM

LMRCK 377G RM

LMRCK RB377G RM



N



MK.LMRCK N  
28,5x32-11"X12,8"



75x150-30°X59°



75x75-30°X30°



37,5x75-15°X30°



LMRCK 150N RM

LMRCK 75N RM

LMRCK 377N RM

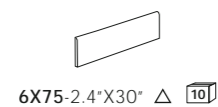
LMRCK RB377N RM

# Lime-Rock

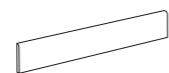
## PEZZI SPECIALI

SPECIAL PIECES / PIÈCES SPÉCIALES / SONDERPREISE / PIEZAS ESPECIALES / СПЕЦИАЛЬНЫЕ ЭЛЕМЕНТЫ / 特制件

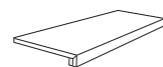
N ○



6X75-2.4\*X30° △ 10



6X150-2.4\*X59° △ 6



150X32,5-59\*X12,8° △ 2

A	LMRCK BT75A	LMRCK BT150A	LMRCK G150A
W	LMRCK BT75W	LMRCK BT150W	LMRCK G150W
G	LMRCK BT75G	LMRCK BT150G	LMRCK G150G
N	LMRCK BT75N	LMRCK BT150N	LMRCK G150N

## IMBALLI


PACKAGING / EMBALLAGES / VERPACKUNGEN / EMBALAJES / УПАКОВКИ / 包装

FORMATO NOMINALE NOMINAL SIZE	BORDO EDGE	SPESSORE THICKNESS	BOX			PALLET		
			PZ/BOX PCS/BOX	MQ/BOX SM/BOX	KG/BOX KG/BOX	BOX/PALLET BOXES/PALLET	MQ/PALLET SM/PALLET	KG/PALLET KG/PALLET
75X150-30*X59°	RECTIFIED	10	2	2,25	52,85	20	45,00	1077,00
75X75-30*X30°	RECTIFIED	10	2	1,13	25,54	45	50,63	1169,19
37,5X75-15*X30°	RECTIFIED	10	4	1,13	25,54	48	54,00	1246,10
28,5X32-11*X12,8° MOSAIC	RECTIFIED	10	6	0,55	11,30	48	26,27	562,26

## CARATTERISTICHE TECNICHE SPECIFICHE

TECHNICAL FEATURES SPECIFICATIONS / CARACTÉRISTIQUES TECHNIQUES SPÉCIFIQUE / TECHNISCHE EIGENSCHAFTEN  
CARACTERÍSTICAS TÉCNICAS ESPECÍFICAS / ТРЕБУЕМЫЕ ТЕХНИЧЕСКИЕ ХАРАКТЕРИСТИКИ / 特殊技术规格

	DIN 51130 (R)	DIN 51097 (A+B+C)	BCR REP. CEC 6/81		DM 14/6/89 N. 236		PENDULUM TEST BS (INGLESE)	PENDULUM TEST AS/NZS 4856:2004 (AUSTRALIANO)	PENDULUM TEST UNE ENV 12633:2003 (SPAGNOLO)	BOT 3000 (DCOF)
			G.A.	G.B.	C.A.	G.B.				
LMRCK	R10	A+B	>0.4	>0.4	>0.4	>0.4	>36	>35	2	>0,42
LMRCK RB	R11	B+C	>0.4	>0.4	>0.4	>0.4	>36	>35	3	>0,42



Stone

LMRCK 150N RM



# X-Rock



Stone

## COLOR BODY PORCELAIN TILE

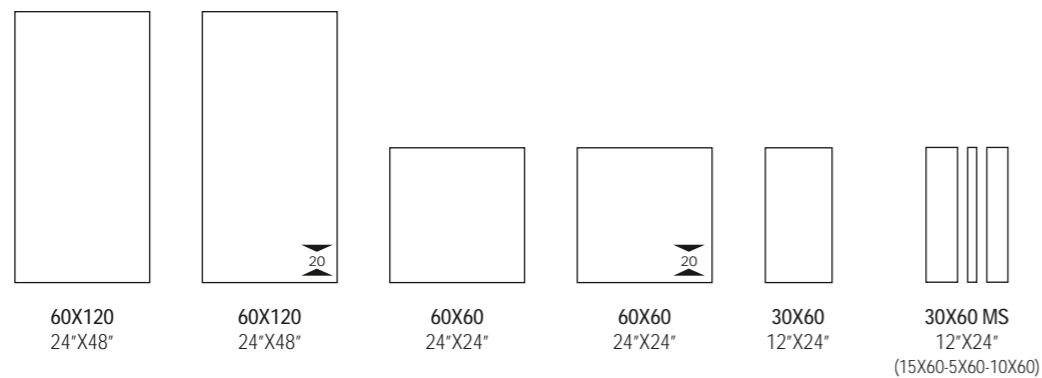
GRES PORCELLANATO COLORATO IN MASSA / GRÈS CÉRAME TEINTÉ DANS LA MASSE / EINGEFÄRBTES FEINSTEINZEUG  
GRES PORCELÁNICO COLOREADO EN MASA / КЕРАМОГРАНИТ ОКРАШЕННЫЙ В МАССЕ / 彩色通体瓷质砖

CONFORME / ACCORDING TO / CONFORME / KONFORM / CONFORME / СООТВЕТСТВУЕТ / 合格  
UNI EN 14411 - G BIa



## FORMATI

SIZES / FORMATS / FORMATE / FORMATOS / ФОРМАТЫ / 规格



## SUPERFICI

SURFACES / SURFACES / OBERFLÄCHEN / SUPERFICIES / ПОВЕРХНОСТИ / 表面



## COLORI

COLOURS / COULEURS / FARBEN / COLORES / ЦВЕТА / 颜色





Stone

# X-Rock







Stone

B

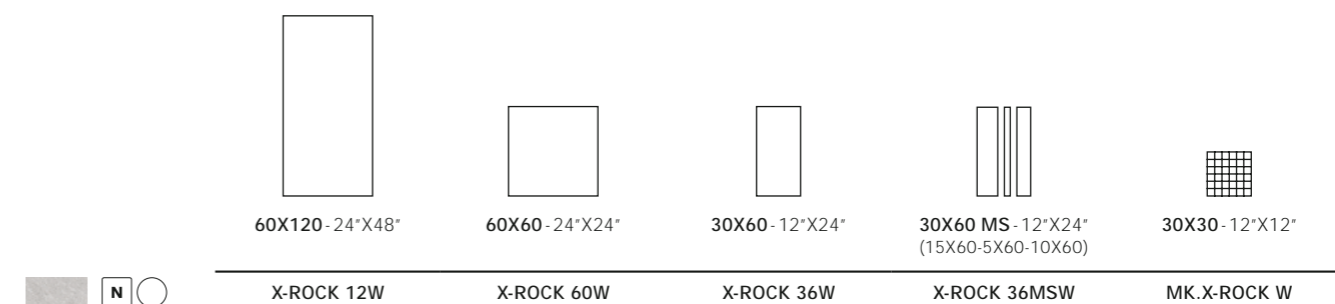
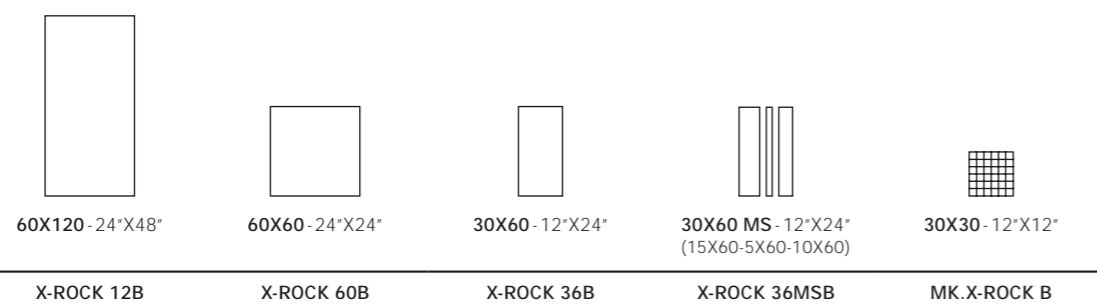
W




**MK.X-ROCK 30B**    
30X30 - 12"X12"



**MK.X-ROCK 30W**    
30X30 - 12"X12"







Stone

G

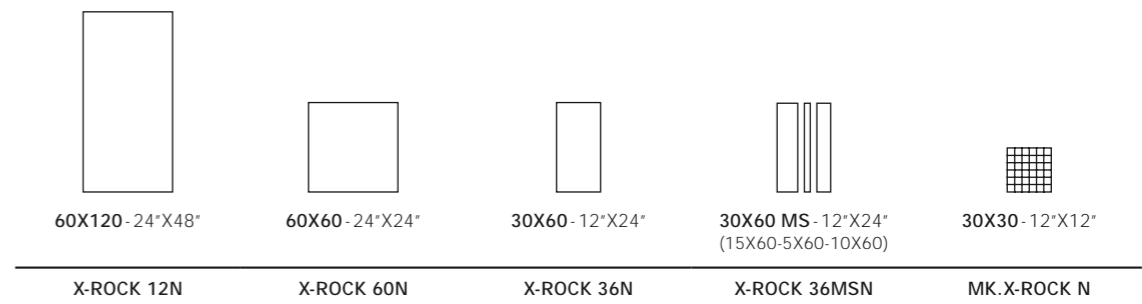
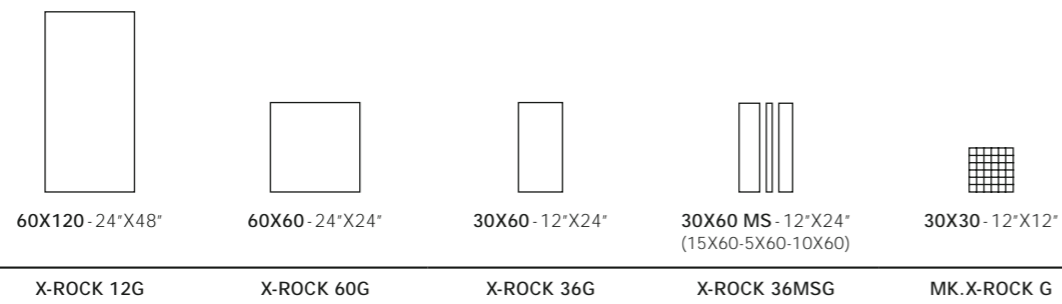
N



MK.X-ROCK 30G  
30X30-12"X12"



MK.X-ROCK 30N  
30X30-12"X12"

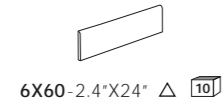


# X-Rock

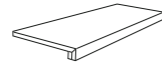
## PEZZI SPECIALI

SPECIAL PIECES / PIÈCES SPÉCIALES / SONDERPREISE / PIEZAS ESPECIALES / СПЕЦИАЛЬНЫЕ ЭЛЕМЕНТЫ / 特制件

N ○



6X60-2.4°X24° △ 10



120X32,5-48°X12.8° △ 2

B	X-ROCK BT60B	X-ROCK G120B
W	X-ROCK BT60W	X-ROCK G120W
G	X-ROCK BT60G	X-ROCK G120G
N	X-ROCK BT60N	X-ROCK G120N

## IMBALLI

PACKAGING / EMBALLAGES / VERPACKUNGEN / EMBALAJES / УПАКОВКИ / 包装

FORMATO NOMINALE NOMINAL SIZE	BORDO EDGE	SPESSORE THICKNESS	BOX			PALLET		
			PZ/BOX PCS/BOX	MO/BOX SM/BOX	KG/BOX KG/BOX	BOX/PALLET BOXES/PALLET	MO/PALLET SM/PALLET	KG/PALLET KG/PALLET
60X120-24°X48°	RECTIFIED	10	2	1,44	32,68	30	43,20	1000,25
60X60-24°X24°	RECTIFIED	10	3	1,08	24,11	40	43,20	984,25
30X60-12°X24°	RECTIFIED	10	6	1,08	23,97	40	43,20	978,75
30X60-12°X24° MIX SIZES	RECTIFIED	10	6	1,08	24,10	40	43,20	983,84
30X30-12°X12° MOSAIC	RECTIFIED	10	6	0,54	11,39	48	25,92	566,72

## CARATTERISTICHE TECNICHE SPECIFICHE

TECHNICAL FEATURES SPECIFICATIONS / CARACTÉRISTIQUES TECHNIQUES SPÉCIFIQUE / TECHNISCHE EIGENSCHAFTEN  
CARACTERÍSTICAS TÉCNICAS ESPECÍFICAS / ТРЕБУЕМЫЕ ТЕХНИЧЕСКИЕ ХАРАКТЕРИСТИКИ / 特殊技术规格

X-ROCK	DIN 51130 (R)	DIN 51097 (A+B+C)	BCR REP. CEC 6/81		DM 14/6/89 N. 236		PENDULUM TEST BS (INGLESE)	PENDULUM TEST AS/NZS 4856:2004 (AUSTRALIANO)	PENDULUM TEST UNE ENV 12633:2003 (SPAGNOLO)	BOT 3000 (DCOF)
			G.A.	G.B.	C.A.	G.B.				
	R9	A	>0.4	>0.4	>0.4	>0.4	>25	>25	1	>0,42

# X-Rock



X-ROCK 60B AS - X-ROCK 12B



X-ROCK 12G AS - X-ROCK TOP60GAS

10mm				20mm			
	60X120-24*X48*	60X60-24*X24*	30X60-12*X24*		60X120-24*X48*	60X60-24*X24*	
<b>B</b>	X-ROCK RB12B	X-ROCK RB60B	X-ROCK RB36B	<b>B</b>	X-ROCK 12B AS	X-ROCK 60B AS	
<b>W</b>	X-ROCK RB12W	X-ROCK RB60W	X-ROCK RB36W	<b>W</b>	X-ROCK 12W AS	X-ROCK 60W AS	
<b>G</b>	X-ROCK RB12G	X-ROCK RB60G	X-ROCK RB36G	<b>G</b>	X-ROCK 12G AS	X-ROCK 60G AS	
<b>N</b>	X-ROCK RB12N	X-ROCK RB60N	X-ROCK RB36N	<b>N</b>	X-ROCK 12N AS	X-ROCK 60N AS	

**10 PEZZI SPECIALI**  
SPECIAL PIECES / PIÈCES SPÉCIALES / SONDERPREISE / PIEZAS ESPECIALES / СПЕЦИАЛЬНЫЕ ЭЛЕМЕНТЫ / 特制件

	30X60-12*X24* Δ [8]	20X60X4-8*X24*X2* Δ [6]
<b>B</b>	X-ROCK S RB60B	X-ROCK E RB60B
<b>W</b>	X-ROCK S RB60W	X-ROCK E RB60W
<b>G</b>	X-ROCK S RB60G	X-ROCK E RB60G
<b>N</b>	X-ROCK S RB60N	X-ROCK E RB60N

**IMBALLI**  
PACKAGING / EMBALLAGES / VERPACKUNGEN / EMBALAJES / УПАКОВКИ / 包装

FORMATO NOMINALE NOMINAL SIZE	BORDO EDGE	SPESSORE THICKNESS	BOX			PALLET		
			PZ/BOX PCS/BOX	MQ/BOX SM/BOX	KG/BOX KG/BOX	BOX/PALLET BOXES/PALLET	MQ/PALLET SM/PALLET	KG/PALLET KG/PALLET
60X120-24*X48*	RECTIFIED	10	2	1,44	32,68	30	43,20	1000,25
60X60-24*X24*	RECTIFIED	10	3	1,08	24,11	40	43,20	984,25
30X60-12*X24*	RECTIFIED	10	6	1,08	23,97	40	43,20	978,75

**CARATTERISTICHE TECNICHE SPECIFICHE**  
TECHNICAL FEATURES SPECIFICATIONS / CARACTÉRISTIQUES TECHNIQUES SPÉCIFIQUE / TECHNISCHE EIGENSCHAFTEN  
CARACTERÍSTICAS TÉCNICAS ESPECÍFICAS / ТРЕБУЕМЫЕ ТЕХНИЧЕСКИЕ ХАРАКТЕРИСТИКИ / 特殊技术规格

	DIN 51130 (R)	DIN 51097 (A+B+C)	BCR REP. CEC 6/81		DM 14/6/89 N. 236		PENDULUM TEST BS (INGLESE)	PENDULUM TEST AS/NZS 4856:2004 (AUSTRALIANO)	PENDULUM TEST UNE ENV 12633:2003 (SPAGNOLO)	BOT 3000 (DCOF)
			G.A.	G.B.	C.A.	G.B.				
X-ROCK RB	R11	B+C	>0.4	>0.4	>0.4	>0.4	>36	>35	3	>0,42
X-ROCK AS	R11	B+C	>0.4	>0.4	>0.4	>0.4	>36	>35	3	>0,42

**20 PEZZI SPECIALI**  
SPECIAL PIECES / PIÈCES SPÉCIALES / SONDERPREISE / PIEZAS ESPECIALES / СПЕЦИАЛЬНЫЕ ЭЛЕМЕНТЫ / 特制件

	SQUARE BORDER* costa lucida SQUARE BORDER* polished edge 60X60-24*X24* Δ [2]	GRADONE* costa lucida TERRACE* polished edge 33X60-13*X24* Δ [4]	GRADONE* costa lucida TERRACE* polished edge 33X120-13*X48* Δ [2]
<b>B</b>	X-ROCK SB60B AS	X-ROCKGR336B AS	X-ROCKGR120B AS
<b>W</b>	X-ROCK SB60W AS	X-ROCKGR336W AS	X-ROCKGR120W AS
<b>G</b>	X-ROCK SB60G AS	X-ROCKGR336G AS	X-ROCKGR120G AS
<b>N</b>	X-ROCK SB60N AS	X-ROCKGR336N AS	X-ROCKGR120N AS

	STEP righe costa lucida STEP stripes polished edge 30X60-12*X24* Δ [4]	ALZATA gocciolatoio RISE dripstone 20X60-8*X24* Δ [4]	ALZATA gocciolatoio RISE dripstone 20X120-8*X48* Δ [2]
<b>B</b>	X-ROCK S 60B AS	X-ROCK AZ60B AS	X-ROCK AZ120BAS
<b>W</b>	X-ROCK S 60W AS	X-ROCK AZ60W AS	X-ROCK AZ120WAS
<b>G</b>	X-ROCK S 60G AS	X-ROCK AZ60G AS	X-ROCK AZ120GAS
<b>N</b>	X-ROCK S 60N AS	X-ROCK AZ60N AS	X-ROCK AZ120NAS

	TOP gocciolatoio coste lucide TOP dripstone polished edges 30X60-12*X24* Δ [4]	BORDO PISCINA* costa lucida POOL EDGE* polished edge 30X60-12*X24* Δ [4]	GRIGLIA PISCINA* POOL GRILLE* 20X60-8*X24* Δ [2]
<b>B</b>	X-ROCK TOP60BAS	X-ROCK BP60B AS	X-ROCK GP60B AS
<b>W</b>	X-ROCK TOP60WAS	X-ROCK BP60W AS	X-ROCK GP60W AS
<b>G</b>	X-ROCK TOP60GAS	X-ROCK BP60G AS	X-ROCK GP60G AS
<b>N</b>	X-ROCK TOP60NAS	X-ROCK BP60N AS	X-ROCK GP60N AS

**IMBALLI**  
PACKAGING / EMBALLAGES / VERPACKUNGEN / EMBALAJES / УПАКОВКИ / 包装

FORMATO NOMINALE NOMINAL SIZE	BORDO EDGE	SPESSORE THICKNESS	BOX			PALLET		
			PZ/BOX PCS/BOX	MQ/BOX SM/BOX	KG/BOX KG/BOX	BOX/PALLET BOXES/PALLET	MQ/PALLET SM/PALLET	KG/PALLET KG/PALLET
60X120-24*X48*	RECTIFIED	20	1	0,72	33,14	30	21,60	1014,13
60X60-24*X24*	RECTIFIED	20	2	0,72	33,10	32	23,04	1079,20

\* Angolari DX e SX disponibili a richiesta. / RH and LH angle bracket available on request. / Angulaires D et G disponibles sur demande. / Eckstücke links und rechts auf Anfrage erhältlich. / Cantonerias DCHA. e IZDA. disponibles bajo pedido. / Правый и Левый Угловые элементы доступны по запросу. / 可根据需求提供左转角和右转角。

I pezzi speciali ed i fondi possono presentare leggere differenze di tonalità fra di loro. / Special pieces and backgrounds can have slightly different shades from one another. / Les pièces spéciales et les fonds peuvent présenter de légères différences de tonalités entre elles. / Formteile und Grundrungen können untereinander leichte Farbabweichungen aufweisen. / Las piezas especiales y los fondos pueden presentar ligeras diferencias de tono. / Специальные и фоновые элементы могут немного отличаться по оттенку. / 一些特殊配件和底部可能会有轻微色差。

Il bordo può mostrare una piccola diversità cromatica fra la superficie ed il corpo del pezzo ceramico. / There can be a slight colour difference on the edge between the surface and the main ceramic piece. / Le bord peut présenter une légère différence entre la surface et le corps de la pièce en céramique. / Die Kante kann zwischen Oberfläche und Korpus des Keramikteils einen unterschiedlichen Farbton aufweisen. / El borde puede presentar ligeras diferencias cromáticas entre la superficie y el cuerpo de la pieza cerámica. / В кромках может появиться небольшая хроматическая разница между поверхностью и корпусом керамической детали. / 边缘的颜色可能与陶瓷产品主体和表面颜色稍有差别。



# Sicily



Stone

## COLOR BODY PORCELAIN TILE

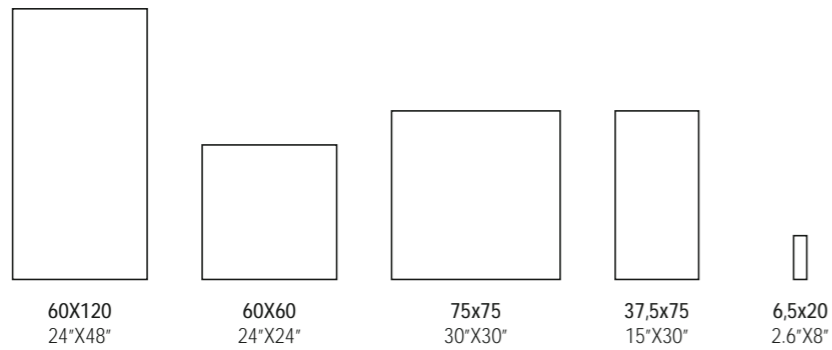
GRES PORCELLANATO COLORATO IN MASSA / GRÈS CÉRAME TEINTÉ DANS LA MASSE / EINGEFÄRBTES FEINSTEINZEUG  
GRES PORCELÁNICO COLOREADO EN MASA / КЕРАМОГРАНИТ ОКРАШЕННЫЙ В МАССЕ / 彩色通体瓷质砖

CONFORME / ACCORDING TO / CONFORME / KONFORM / CONFORME / СООТВЕТСТВУЕТ / 合格  
UNI EN 14411 - G Bla



## FORMATI

SIZES / FORMATS / FORMATE / FORMATOS / ФОРМАТЫ / 规格



## SUPERFICI

SURFACES / SURFACES / OBERFLÄCHEN / SUPERFICIES / ПОВЕРХНОСТИ / 表面



## COLORI

COLOURS / COULEURS / FARBEN / COLORES / ЦВЕТА / 颜色





Stone





B

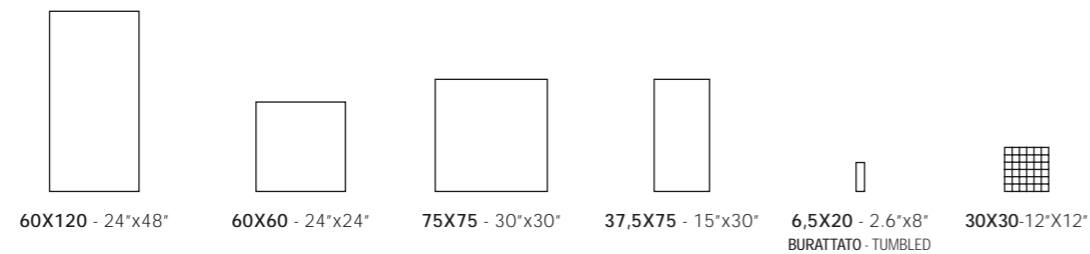
W



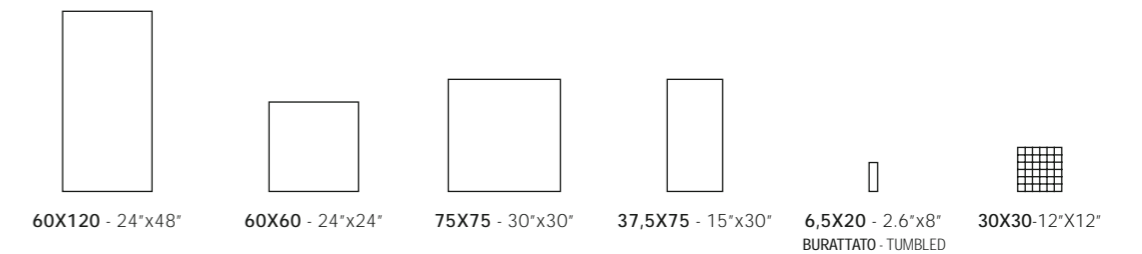
G

DG

Stone




			SCLY 12B RM	SCLY 60B RM	SCLY 75B RM	SCLY 377B RM	SCLY BR206B	MK.SCLY 30B
			SCLY RB12B RM					
			SCLY 12W RM	SCLY 60W RM	SCLY 75W RM	SCLY 377W RM	SCLY BR206W	MK.SCLY 30W
			SCLY RB12W RM					



			SCLY 12G RM	SCLY 60G RM	SCLY 75G RM	SCLY 377G RM	SCLY BR206G	MK.SCLY 30G
			SCLY RB12G RM					
			SCLY 12DG RM	SCLY 60DG RM	SCLY 75DG RM	SCLY 377DG RM	SCLY BR206DG	MK.SCLY 30DG
			SCLY RB12DG RM					

# Sicily



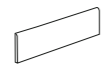
MK.SCLY MIX  
30X30 - 12°X12°



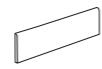
SCLY DKBR206MIX  
6,5X20 - 2,6°X8°

## PEZZI SPECIALI

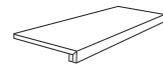
SPECIAL PIECES / PIÈCES SPÉCIALES / SONDERPREISE / PIEZAS ESPECIALES / СПЕЦИАЛЬНЫЕ ЭЛЕМЕНТЫ / 特殊件



6X75 - 2.4°X30°



6X60 - 2.4°X24°



120X32,5 - 48°X12.8°

B	SCLY BT75B	SCLY BT60B	SCLY G120B
W	SCLY BT75W	SCLY BT60W	SCLY G120W
G	SCLY BT75G	SCLY BT60G	SCLY G120G
DG	SCLY BT75DG	SCLY BT60DG	SCLY G120DG

## IMBALLI

PACKAGING / EMBALLAGES / VERPACKUNGEN / EMBALAJES / УПАКОВКИ / 包装

FORMATO NOMINALE NOMINAL SIZE	BORDO EDGE	SPESSORE THICKNESS	BOX			PALLET		
			PZ/BOX PCS/BOX	MO/BOX SM/BOX	KG/BOX KG/BOX	BOX/PALLET BOXES/PALLET	MO/PALLET SM/PALLET	KG/PALLET KG/PALLET
60X120-24°X48°	RECTIFIED	10	2	1,44	32,76	27	38,88	904,59
60X60-24°X24°	RECTIFIED	10	3	1,08	24,74	40	43,20	1009,50
75X75-30°X30°	RECTIFIED	10	2	1,13	25,56	45	50,63	1170,31
37,5X75-15°X30°	RECTIFIED	10	4	1,13	25,45	48	54,00	1241,60
6,5X20-2,6°X8°	RECTIFIED	10	36	0,47	10,53	84	39,31	904,69
30X30-12°X12° MOSAIC	RECTIFIED	10	6	0,54	11,60	48	25,92	576,80

## CARATTERISTICHE TECNICHE SPECIFICHE

TECHNICAL FEATURES SPECIFICATIONS / CARACTÉRISTIQUES TECHNIQUES SPÉCIFIQUE / TECHNISCHE EIGENSCHAFTEN  
CARACTERÍSTICAS TÉCNICAS ESPECÍFICAS / ТРЕБУЕМЫЕ ТЕХНИЧЕСКИЕ ХАРАКТЕРИСТИКИ / 特殊技术规格

	DIN 51130 (R)	DIN 51097 (A+B+C)	BCR REP. CEC 6/81		DM 14/6/89 N. 236		PENDULUM TEST BS (INGLESE)	PENDULUM TEST AS/NZS 4856:2004 (AUSTRALIANO)	PENDULUM TEST UNE ENV 12633:2003 (SPAGNOLO)	BOT 3000 (DCOF)
			G.A.	G.B.	C.A.	G.B.				
SICILY	R10	A	>0.4	>0.4	>0.4	>0.4	>25	>25	1	>0,42
SICILY RB	R11	A	>0.4	>0.4	>0.4	>0.4	>36	>45	2	>0,42



SCLY RB12W RM

# Trail18



## COLOR BODY PORCELAIN TILE

GRES PORCELLANATO COLORATO IN MASSA / GRÈS CÉRAMÉ TEINTÉ DANS LA MASSE / EINGEFÄRBTES FEINSTEINZEUG  
GRES PORCELÁNICO COLOREADO EN MASA / КЕРАМОГРАНИТ ОКРАШЕННЫЙ В МАССЕ / 彩色通体瓷质砖

CONFORME / ACCORDING TO / CONFORME / KONFORM / CONFORME / СООТВЕТСТВУЕТ / 合格  
UNI EN 14411 - G BIa



## FORMATI

SIZES / FORMATS / FORMATE / FORMATOS / ФОРМАТЫ / 规格




## SUPERFICI


SURFACES / SURFACES / OBERFLÄCHEN / SUPERFICIES / ПОВЕРХНОСТИ / 表面



## COLORI

COLOURS / COULEURS / FARBEN / COLORES / ЦВЕТА / 颜色





Stone




Stone





PORF MIX18 20 - MK.PORF MIX18 1 - PORF MIX18 E20



PIAS GRE 18 20 - PIAS GRE 18 23



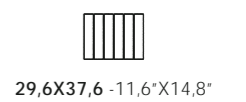
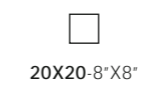

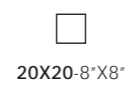
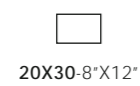
QUAR BIA18

QUAR GRI18

PIAS GRE18

PORF MIX18

Stone



				QUAR BIA18 23	QUAR BIA18 20	MK.QUAR BIA18 1	MK.QUAR BIA18 2
				QUAR GRI18 23	QUAR GRI18 20	MK.QUAR GRI18 1	MK.QUAR GRI18 2

				PIAS GRE18 23	PIAS GRE18 20	MK.PIAS GRE18 1	MK.PIAS GRE18 2
				PORF MIX18 23	PORF MIX18 20	MK.PORF MIX18 1	MK.PORF MIX18 2

# Trail18

**18 PEZZI SPECIALI**  
SPECIAL PIECES / PIÈCES SPÉCIALES / SONDERPREISE / PIEZAS ESPECIALES / СПЕЦИАЛЬНЫЕ ЭЛЕМЕНТЫ / 特制件



**ELEMENTO A L  
L- SHAPED**

20X20X4-8°X8°X1,6° △ 10



**ELEMENTO A L\*  
L- SHAPED\***

20x30X4-8°X12°X1,6° △ 6



**ELEMENTO A L  
L- SHAPED**

20X20X4-8°X8°X1,6° △ 4

QUAR BIA	QUAR BIA18 E20	QUAR BIA18 E23	QUAR BIA18 AE20
QUAR GRI	QUAR GRI18 E20	QUAR GRI18 E23	QUAR GRI18 AE20
PIAS GRE	PIAS GRE18 E20	PIAS GRE18 E23	PIAS GRE18 AE20
PORF MIX	PORF MIX18 E20	PORF MIX18 E23	PORF MIX18 AE20



**SQUARE BORDER\* costa lucida  
SQUARE BORDER\* polished edge**

20X30-8°X12° △ 10

QUAR BIA	QUAR BIA18 SB23
QUAR GRI	QUAR GRI18 SB23
PIAS GRE	PIAS GRE18 SB23
PORF MIX	PORF MIX18 SB23

**IMBALLI**  
PACKAGING / EMBALLAGES / VERPACKUNGEN / EMBALAJES / УПАКОВКИ / 包装

FORMATO NOMINALE NOMINAL SIZE	BORDO EDGE	SPESSORE THICKNESS	BOX			PALLET		
			PZ/BOX PCS/BOX	MO/BOX SM/BOX	KG/BOX KG/BOX	BOX/PALLET BOXES/PALLET	MO/PALLET SM/PALLET	KG/PALLET KG/PALLET
20X20-8°X8°	NATURAL	18	10	0,40	13,58	72	28,80	997,76
20X30-8°X12°	NATURAL	18	10	0,60	20,37	48	28,80	997,76
35,5X42-14°X16,5° MOSAIC	NATURAL	18	4	0,59	23,76	14	8,35	348,64
29,6X37,6-11,6°X14,8° MOSAIC	NATURAL	18	4	0,44	17,74	42	18,70	761,08

\* Angolari DX e SX disponibili a richiesta. / RH and LH angle bracket available on request. / Angulaires D et G disponibles sur demande. / Eckstücke links und rechts auf Anfrage erhältlich. / Cantoneras DCHA. e IZDA. disponibles bajo pedido. / Правый и Левый Угловые элементы доступны по запросу. / 可根据需求提供左转角和右转角。

I pezzi speciali ed i fondi possono presentare leggere differenze di tonalità fra di loro. / Special pieces and backgrounds can have slightly different shades from one another. / Les pièces spéciales et les fonds peuvent présenter de légères différences de tonalités entre elles. / Formteile und Grundrungen können untereinander leichte Farbabweichungen aufweisen. / Las piezas especiales y los fondos pueden presentar ligeras diferencias de tono. Специальные и фоновые элементы могут немного отличаться по оттенку. / 一些特殊配件和底部可能会有轻微色差。

Il bordo può mostrare una piccola diversità cromatica fra la superficie ed il corpo del pezzo ceramico. / There can be a slight colour difference on the edge between the surface and the main ceramic piece. / Le bord peut présenter une légère différence entre la surface et le corps de la pièce en céramique. / Die Kante kann zwischen Oberfläche und Korpus des Keramikeils einen unterschiedlichen Farbton aufweisen. / El borde puede presentar ligeras diferencias cromáticas entre la superficie y el cuerpo de la pieza cerámica. / В кромках может появиться небольшая хроматическая разница между поверхностью и корпусом керамической детали. / 边缘的颜色可能与陶瓷产品主体和表面颜色稍有差别。

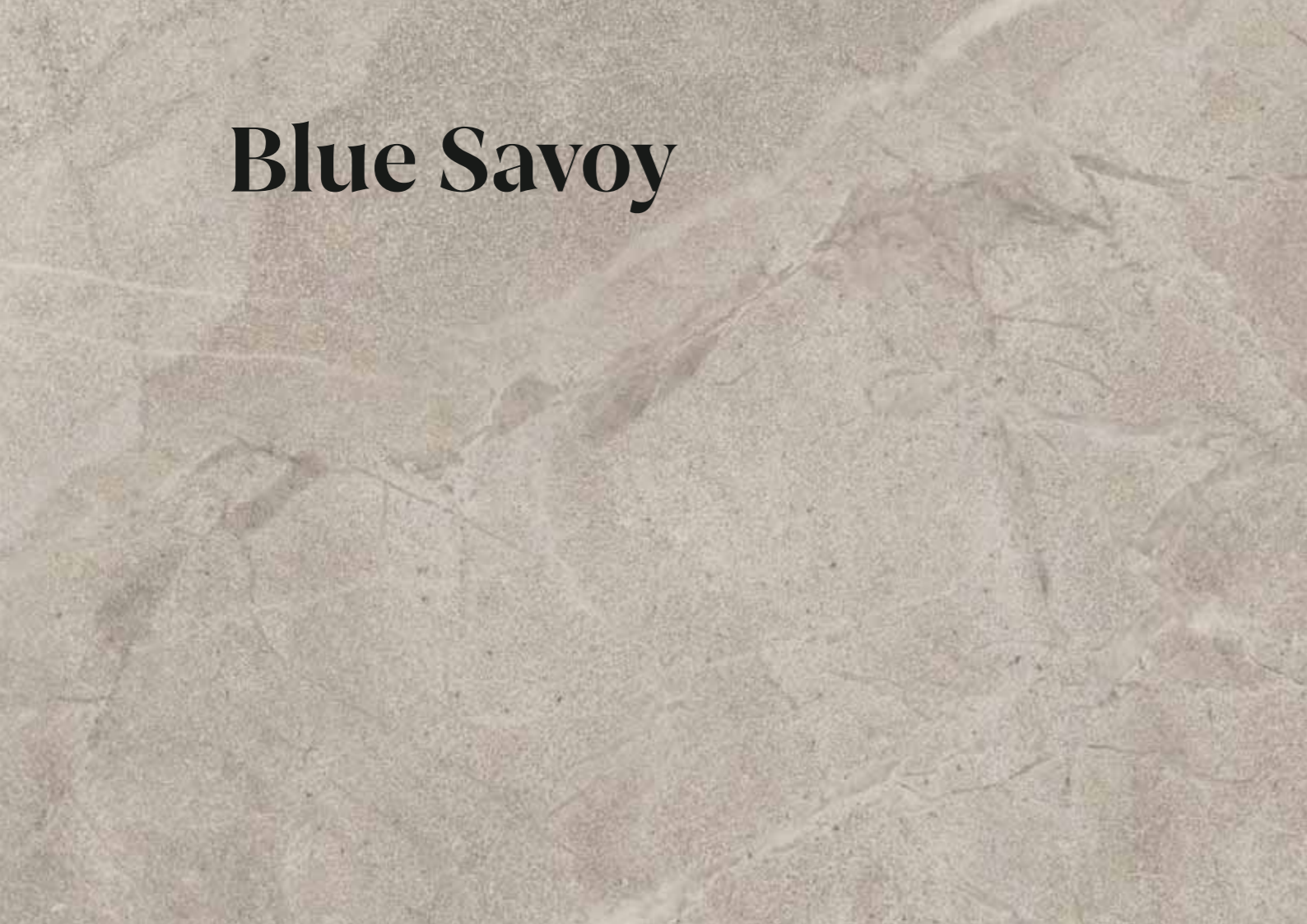


PORF MIX18 23

**CARATTERISTICHE TECNICHE SPECIFICHE**  
TECHNICAL FEATURES SPECIFICATIONS / CARACTÉRISTIQUES TECHNIQUES SPÉCIFIQUE / TECHNISCHE EIGENSCHAFTEN  
CARACTERÍSTICAS TÉCNICAS ESPECÍFICAS / ТРЕБУЕМЫЕ ТЕХНИЧЕСКИЕ ХАРАКТЕРИСТИКИ / 特殊技术规格

DIN 51130 (R)	DIN 51097 (A+B+C)	BCR REP. CEC 6/81		DM 14/6/89 N. 236		PENDULUM TEST BS (INGLESE)	PENDULUM TEST AS/NZS 4856:2004 (AUSTRALIANO)	PENDULUM TEST UNE ENV 12633:2003 (SPAGNOLO)	BOT 3000 (DCOF)	
		G.A.	G.B.	C.A.	G.B.					AVERAGE VALUE
TRAIL18	R11	B+C	>0.4	>0.4	>0.4	>0.4	>36	>45	3	>0.42

# Blue Savoy



Stone

## PORCELAIN TILE

GRES PORCELLANATO / GRÈS CÉRAME / FEINSTEINZEUG  
GRES PORCELÁNICO / КЕРАМОГРАНИТ / 瓷釉陶砖

CONFORME / ACCORDING TO / CONFORME / KONFORM / CONFORME / COOTBETCTBYET / 合格  
UNI EN 14411 - G Bla



## FORMATI

SIZES / FORMATS / FORMATE / FORMATOS / ФОРМАТЫ / 规格



60X60  
24"X24"

40X60  
16"X24"

30X60  
12"X24"

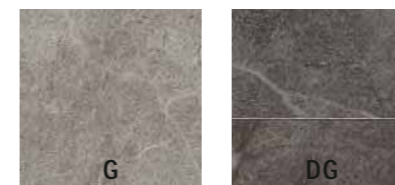
## SUPERFICI


SURFACES / SURFACES / OBERFLÄCHEN / SUPERFICIES / ПОВЕРХНОСТИ / 表面



## COLORI

COLOURS / COULEURS / FARBEN / COLORES / ЦВЕТА / 颜色





Stone



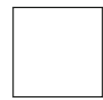
B

W

G

DG

Stone



60X60-24"X24"



40X60-16"X24"



30X60-12"X24"



30X30-12"X12"



N ○

BLSV 60B RM

BLSV 46B RM

BLSV 36B RM

MK.BLSV 30B



N ○

BLSV 60W RM

BLSV 46W RM

BLSV 36W RM

MK.BLSV 30W



60X60-24"X24"



40X60-16"X24"



30X60-12"X24"



30X30-12"X12"



N ○

BLSV 60G RM

BLSV 46G RM

BLSV 36G RM

MK.BLSV 30G



N ○

BLSV 60DG RM

BLSV 46DG RM

BLSV 36DG RM



MK.BLSV 30DG

# Blue Savoy

## PEZZI SPECIALI

SPECIAL PIECES / PIÈCES SPÉCIALES / SONDERPREISE / PIEZAS ESPECIALES / СПЕЦИАЛЬНЫЕ ЭЛЕМЕНТЫ / 特制件

N ○

6X60-2.4\*X24\*  

B	BLSV BT60B
W	BLSV BT60W
G	BLSV BT60G
DG	BLSV BT60DG

## IMBALLI

PACKAGING / EMBALLAGES / VERPACKUNGEN / EMBALAJES / УПАКОВКИ / 包装

FORMATO NOMINALE NOMINAL SIZE	BORDO EDGE	SPESSORE THICKNESS	BOX			PALLET		
			PZ/BOX PCS/BOX	MO/BOX SM/BOX	KG/BOX KG/BOX	BOX/PALLET BOXES/PALLET	MO/PALLET SM/PALLET	KG/PALLET KG/PALLET
60X60-24*X21*	RECTIFIED	9	3	1,08	21,68	40	43,20	887,00
40X60-16*X24*	RECTIFIED	9	4	0,96	19,23	60	57,60	1173,50
30X60-12*X24*	RECTIFIED	9	6	1,08	21,30	48	51,84	1042,40
30X30-12*X12* MOSAIC	RECTIFIED	9	6	0,54	10,21	48	25,92	509,89

## CARATTERISTICHE TECNICHE SPECIFICHE

TECHNICAL FEATURES SPECIFICATIONS / CARACTÉRISTIQUES TECHNIQUES SPÉCIFIQUE / TECHNISCHE EIGENSCHAFTEN  
CARACTERÍSTICAS TÉCNICAS ESPECÍFICAS / ТРЕБУЕМЫЕ ТЕХНИЧЕСКИЕ ХАРАКТЕРИСТИКИ / 特殊技术规格

BLSV	DIN 51130 (R)	DIN 51097 (A+B+C)	BCR REP. CEC 6/81		DM 14/6/89 N. 236		PENDULUM TEST BS (INGLESE)	PENDULUM TEST AS/NZS 4856:2004 (AUSTRALIANO)	PENDULUM TEST UNE ENV 12633:2003 (SPAGNOLO)	BOT 3000 (DCOF)
			G.A.	G.B.	C.A.	G.B.				
	R9	A	>0.4	>0.4	>0.4	>0.4	>25	>25	1	>0,42



Stone

# Brixstone



Stone

## PORCELAIN TILE

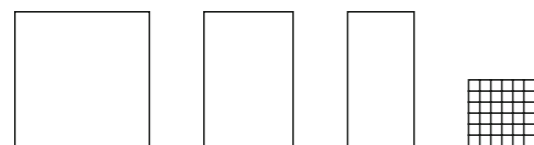
GRES PORCELLANATO / GRÈS CÉRAMÉ / FEINSTEINZEUG  
GRES PORCELÁNICO / КЕРАМОГРАНИТ / 瓷釉陶砖

CONFORME / ACCORDING TO / CONFORME / KONFORM / CONFORME / COOTBETCTBYET / 合格  
UNI EN 14411 - G Bla



## FORMATI

SIZES / FORMATS / FORMATE / FORMATOS / ФОРМАТЫ / 规格



60X60  
24"X24"

40X60  
16"X24"

30X60  
12"X24"

30X30  
12"X12"

## SUPERFICI

SURFACES / SURFACES / OBERFLÄCHEN / SUPERFICIES / ПОВЕРХНОСТИ / 表面



## COLORI

COLOURS / COULEURS / FARBEN / COLORES / ЦВЕТА / 颜色









Stone



B



W

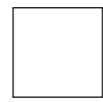


GH



G

Stone



60X60-24\*X24"



40X60-16\*X24"



30X60-12\*X24"



30X30-12\*X12"



BRXT 60B RM

BRXT 46B RM

BRXT 36B RM

MK.BRXT 30B

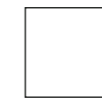


BRXT 60W RM

BRXT 46W RM

BRXT 36W RM

MK.BRXT 30W



60X60-24\*X24"



40X60-16\*X24"



30X60-12\*X24"



30X30-12\*X12"



BRXT 60GH RM

BRXT 46V RM

BRXT 36GH RM

MK.BRXT 30GH



BRXT 60G RM

BRXT 46G RM

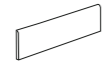
BRXT 36G RM

MK.BRXT 30G

# Brixstone

## PEZZI SPECIALI

SPECIAL PIECES / PIÈCES SPÉCIALES / SONDERPREISE / PIEZAS ESPECIALES / СПЕЦИАЛЬНЫЕ ЭЛЕМЕНТЫ / 特制件



6X60-2.4°X24° Δ 12



15X30X4-6°X12°X1.6 Δ 8

B	BRXT BT60B	BRXT E30B
W	BRXT BT60W	BRXT E30W
GH	BRXT BT60GH	BRXT E30GH
G	BRXT BT60G	BRXT E30G

## IMBALLI

PACKAGING / EMBALLAGES / VERPACKUNGEN / EMBALAJES / УПАКОВКИ / 包装

FORMATO NOMINALE NOMINAL SIZE	BORDO EDGE	SPESSORE THICKNESS	BOX			PALLET		
			PZ/BOX PCS/BOX	MO/BOX SM/BOX	KG/BOX KG/BOX	BOX/PALLET BOXES/PALLET	MO/PALLET SM/PALLET	KG/PALLET KG/PALLET
60X60-24°X21°	RECTIFIED	9	6	1,08	21,30	48	51,84	1042,40
40X60-16°X24°	RECTIFIED	9	4	0,96	19,19	60	57,60	1171,25
30X60-12°X24°	RECTIFIED	9	3	1,08	21,70	40	43,20	888,00
30X30-12°X12° MOSAIC	RECTIFIED	9	6	0,54	10,23	48	25,92	510,90

## CARATTERISTICHE TECNICHE SPECIFICHE

TECHNICAL FEATURES SPECIFICATIONS / CARACTÉRISTIQUES TECHNIQUES SPÉCIFIQUE / TECHNISCHE EIGENSCHAFTEN  
CARACTERÍSTICAS TÉCNICAS ESPECÍFICAS / ТРЕБУЕМЫЕ ТЕХНИЧЕСКИЕ ХАРАКТЕРИСТИКИ / 特殊技术规格

BRXT	DIN 51130 (R)	DIN 51097 (A+B+C)	BCR REP. CEC 6/81		DM 14/6/89 N. 236		PENDULUM TEST BS (INGLESE)	PENDULUM TEST AS/NZS 4856:2004 (AUSTRALIANO)	PENDULUM TEST UNE ENV 12633:2003 (SPAGNOLO)	BOT 3000 (DCOF)
			G.A.	G.B.	C.A.	G.B.				
	R10	A+B	>0.4	>0.4	>0.4	>0.4	>36	>45	3	>0,42



BRXT 46W RM - MK.BRXT 30W

# Walk



Stone

## COLOR BODY PORCELAIN TILE

GRES PORCELLANATO COLORATO IN MASSA / GRÈS CÉRAMÉ TEINTÉ DANS LA MASSE / EINGEFÄRBTES FEINSTEINZEUG  
GRES PORCELÁNICO COLOREADO EN MASA / КЕРАМОГРАНИТ ОКРАШЕННЫЙ В МАССЕ / 彩色通体瓷质砖

CONFORME / ACCORDING TO / CONFORME / KONFORM / CONFORME / COOTBETCTBYET / 合格  
UNI EN 14411 - G BIa



## FORMATI

SIZES / FORMATS / FORMATE / FORMATOS / ФОРМАТЫ / 规格



60X60  
24"X24"

30X60  
12"X24"


## SUPERFICI

SURFACES / SURFACES / OBERFLÄCHEN / SUPERFICIES / ПОВЕРХНОСТИ / 表面



## COLORI

COLOURS / COULEURS / FARBEN / COLORES / ЦВЕТА / 颜色




# Walk



WALK 60W



WLKR 36G



B



GB



TO



W

Stone




60X60-24"X24"



30X60-12"X24"



30X30-12"X12"



WALK 60B

WALK 36B

MK.WALK 30B

WLKR 36B

WALK 60GB

WALK 36GB

MK.WALK 30GB

WLKR 36GB



60X60-24"X24"



30X60-12"X24"



30X30-12"X12"



WALK 60TO

WALK 36TO

MK.WALK 30TO

WLKR 36TO

WALK 60W

WALK 36W

MK.WALK 30W

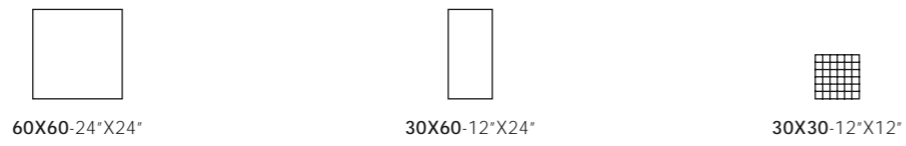

WLKR 36W



G



DG



WALK 6OG	WALK 36G	MK.WALK 30G
WALK 60DG	WALK 36DG	MK.WALK 30GDG
	WLKR 36G	
	WLKR 36DG	

### PEZZI SPECIALI

SPECIAL PIECES / PIÈCES SPÉCIALES / SONDERPREISE / PIEZAS ESPECIALES / СПЕЦИАЛЬНЫЕ ЭЛЕМЕНТЫ / 特制件



B	WALK BT60B	WALK S60B
GB	WALK BT60GB	WALK S60GB
TO	WALK BT60TO	WALK S60TO
W	WALK BT60W	WALK S60W
G	WALK BT60G	WALK S60G
DG	WALK BT60DG	WALK S60DG

### IMBALLI

PACKAGING / EMBALLAGES / VERPACKUNGEN / EMBALAJES / УПАКОВКИ / 包装

FORMATO NOMINALE NOMINAL SIZE	BORDO EDGE	SPESSORE THICKNESS	BOX			PALLET		
			PZ/BOX PCS/BOX	MO/BOX SM/BOX	KG/BOX KG/BOX	BOX/PALLET BOXES/PALLET	MO/PALLET SM/PALLET	KG/PALLET KG/PALLET
60X60-24\"X21"	NATURAL	9	3	1,08	22,15	40	43,20	906,00
30X60-12\"X24"	NATURAL	9	6	1,08	21,88	48	51,84	1070,00
30X30-12\"X12" MOSAIC	NATURAL	9	6	0,54	10,01	48	25,92	500,38

### CARATTERISTICHE TECNICHE SPECIFICHE

TECHNICAL FEATURES SPECIFICATIONS / CARACTÉRISTIQUES TECHNIQUES SPÉCIFIQUE / TECHNISCHE EIGENSCHAFTEN  
CARACTERÍSTICAS TÉCNICAS ESPECÍFICAS / ТРЕБУЕМЫЕ ТЕХНИЧЕСКИЕ ХАРАКТЕРИСТИКИ / 特殊技术规格

	DIN 51130 (R)	DIN 51097 (A+B+C)	BCR REP. CEC 6/81		DM 14/6/89 N. 236		PENDULUM TEST BS (INGLESE)	PENDULUM TEST AS/NZS 4856:2004 (AUSTRALIANO)	PENDULUM TEST UNE ENV 12633:2003 (SPAGNOLO)	BOT 3000 (DCOF)
			G.A.	G.B.	C.A.	G.B.				AVERAGE VALUE
WALK	R9	-	>0,4	>0,4	-	-	>25	-	1	-
WLKR	R10	A	>0,4	>0,4	>0,4	>0,4	>36	>35	3	>0,42





# #concrete effect

<b>Blox</b>	176
<b>Azuma</b> <sup>65</sup>	198
<b>Azuma</b>	212
<b>Origini</b>	230
<b>Creative Concrete</b>	240
<b>Riverside</b>	248

# Blox



Concrete

## COLOR BODY PORCELAIN TILE

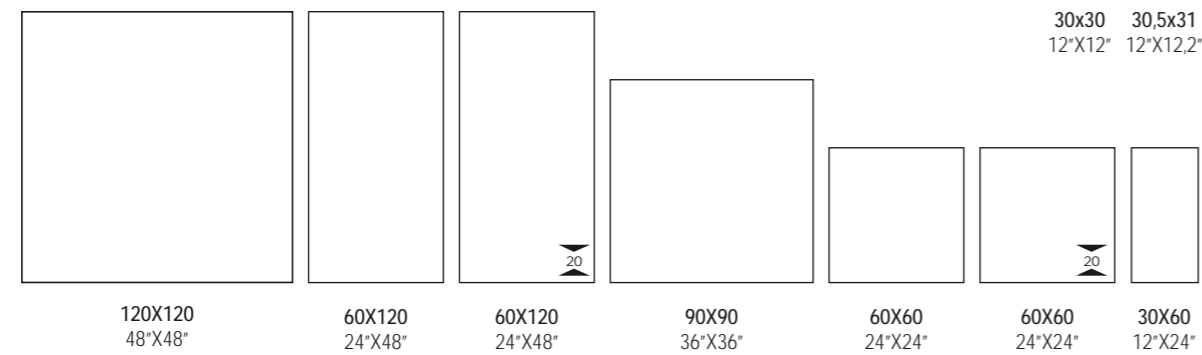
GRES PORCELLANATO COLORATO IN MASSA / GRÈS CÉRAME TEINTÉ DANS LA MASSE / EINGEFÄRBTES FEINSTEINZEUG  
GRES PORCELÁNICO COLOREADO EN MASA / КЕРАМОГРАНИТ ОКРАШЕННЫЙ В МАССЕ / 彩色通体瓷质砖

CONFORME / ACCORDING TO / CONFORME / KONFORM / CONFORME / СООТВЕТСТВУЕТ / 合格  
UNI EN 14411 - G Bla




## FORMATI

SIZES / FORMATS / FORMATE / FORMATOS / ФОРМАТЫ / 规格




## SUPERFICI

SURFACES / SURFACES / OBERFLÄCHEN / SUPERFICIES / ПОВЕРХНОСТИ / 表面



## COLORI

COLOURS / COULEURS / FARBEN / COLORES / ЦВЕТА / 颜色





Concrete

# Blox



BLOX6 120W RM



BLOX 90BS RM


Concrete



Concrete



Concrete



BS



B

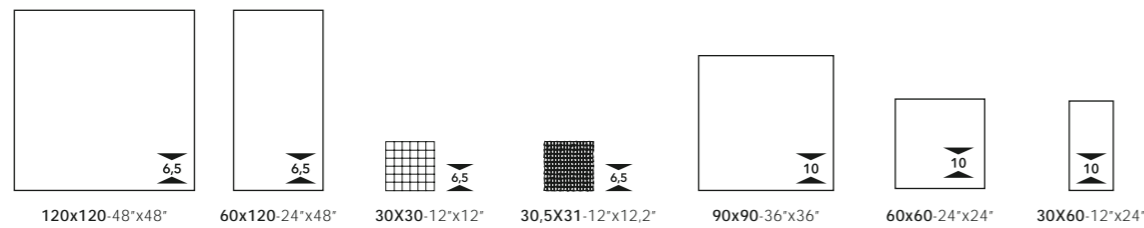


W

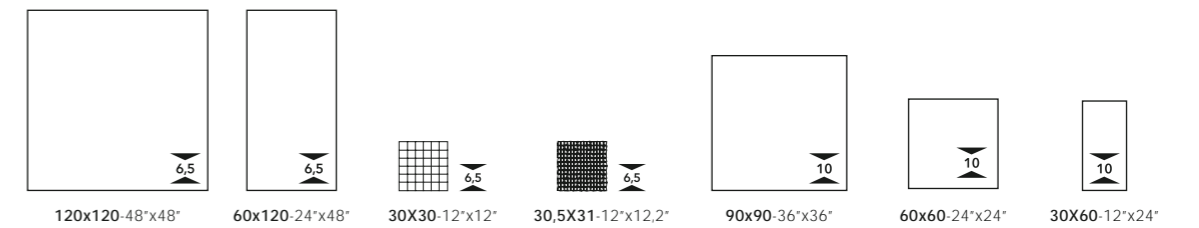


AG


Concrete



	<b>N</b>		BLOX6 120BS RM	BLOX6 12BS RM	MK.BLOX6 30BS	MK.BLOX6 BS	BLOX 90BS RM	BLOX 60BS RM	BLOX 36BS RM
	<b>N</b>		BLOX6 120B RM	BLOX6 12B RM	MK.BLOX6 30B	MK.BLOX6 B	BLOX 90B RM	BLOX 60B RM	BLOX 36B RM



	<b>N</b>		BLOX6 120W RM	BLOX6 12W RM	MK.BLOX6 30W	MK.BLOX6 W	BLOX 90W RM	BLOX 60W RM	BLOX 36W RM
	<b>N</b>		BLOX6 120AG RM	BLOX6 12AG RM	MK.BLOX6 30AG	MK.BLOX6 AG	BLOX 90AG RM	BLOX 60AG RM	BLOX 36AG RM



G



DG



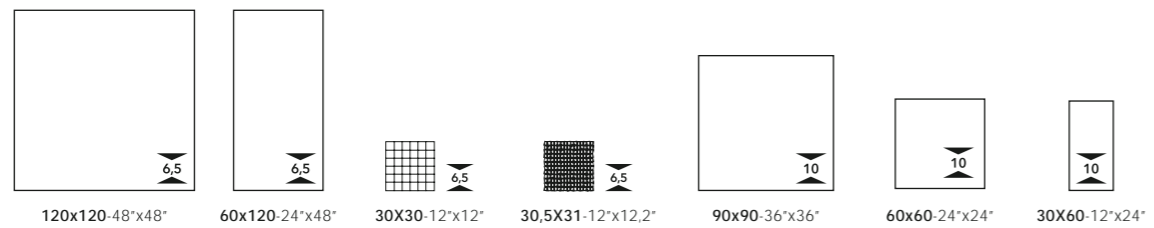
BLOX1 60W RM  
60x60-24"x24"



Concrete



BLOX2 60AG RM  
60x60-24"x24"

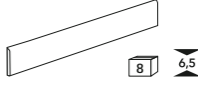
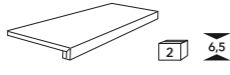
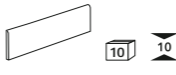
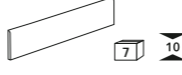


	<b>N</b>		BLOX6 120G RM	BLOX6 12G RM	MK.BLOX6 30G	MK.BLOX6 G	BLOX 90G RM	BLOX 60G RM	BLOX 36G RM
	<b>N</b>		BLOX6 120DG RM	BLOX6 12DG RM	MK.BLOX6 30DG	MK.BLOX6 DG	BLOX 90DG RM	BLOX 60DG RM	BLOX 36DG RM



## PEZZI SPECIALI

SPECIAL PIECES / PIÈCES SPÉCIALES / SONDERPREISE / PIEZAS ESPECIALES / СПЕЦИАЛЬНЫЕ ЭЛЕМЕНТЫ / 特制件

				
	6X120-2.4*X48° △	120X32,5-48*X12.8° △	6X60-2.4*X24° △	6X90-2.4*X36° △
BS	BLOX6 BT120BS	BLOX6 G120BS	BLOX BT60BS	BLOX BT90BS
B	BLOX6 BT120B	BLOX6 G120B	BLOX BT60B	BLOX BT90B
W	BLOX6 BT120W	BLOX6 G120W	BLOX BT60W	BLOX BT90W
AG	BLOX6 BT120AG	BLOX6 G120AG	BLOX BT60AG	BLOX BT90AG
G	BLOX6 BT120G	BLOX6 G120G	BLOX BT60G	BLOX BT90G
DG	BLOX6 BT120DG	BLOX6 G120DG	BLOX BT60DG	BLOX BT90DG

## IMBALLI


PACKAGING / EMBALLAGES / VERPACKUNGEN / EMBALAJES / УПАКОВКИ / 包装

FORMATO NOMINALE NOMINAL SIZE	BORDO EDGE	SPESSORE THICKNESS	BOX			PALLET		
			PZ/BOX PCS/BOX	MO/BOX SM/BOX	KG/BOX KG/BOX	BOX/PALLET BOXES/PALLET	MO/PALLET SM/PALLET	KG/PALLET KG/PALLET
120X120-48°X48°	RECTIFIED	6,5	2	2,88	45,28	30	86,40	1378,50
60X120-24°X48°	RECTIFIED	6,5	4	2,88	45,29	16	46,08	744,67
30,5X31-12°X12,2° MOSAIC	RECTIFIED	6,5	6	0,57	6,74	72	40,85	505,15
30X30-12°X12° MOSAIC	RECTIFIED	6,5	6	0,54	7,91	72	38,88	589,16
60X60-24°X24°	RECTIFIED	10	3	1,08	24,32	40	43,20	992,86
30X60-12°X24°	RECTIFIED	10	6	1,08	23,91	40	43,20	976,33
90X90-36°X36°	RECTIFIED	10	2	1,62	37,55	22	35,64	846,10

## CARATTERISTICHE TECNICHE SPECIFICHE

TECHNICAL FEATURES SPECIFICATIONS / CARACTÉRISTIQUES TECHNIQUES SPÉCIFIQUE / TECHNISCHE EIGENSCHAFTEN  
CARACTERÍSTICAS TÉCNICAS ESPECÍFICAS / ТРЕБУЕМЫЕ ТЕХНИЧЕСКИЕ ХАРАКТЕРИСТИКИ / 特殊技术规格

BLOX	DIN 51130 (R)	DIN 51097 (A+B+C)	BCR REP. CEC 6/81		DM 14/6/89 N. 236		PENDULUM TEST BS (INGLESE)	PENDULUM TEST AS/NZS 4856:2004 (AUSTRALIANO)	PENDULUM TEST UNE ENV 12633:2003 (SPAGNOLO)	BOT 3000 (DCOF)
			G.A.	G.B.	C.A.	G.B.				
BLOX	R10	A+B	>0.4	>0.4	>0.4	>0.4	>36	>35	2	>0,42




Concrete




BLOX1 60W RM



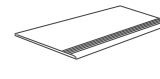
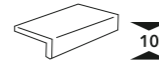
Concrete



Concrete

	10mm	20mm	
	 60X60-24°X24°	 90X90-36°X36°	 60X60-24°X24°
BS	BLOX R60BS RM	BLOX 90BS AS RM	BLOX 60BS AS RM
B	BLOX R60B RM	BLOX 90B AS RM	BLOX 60B AS RM
W	BLOX R60W RM		
AG	BLOX R60AG RM	BLOX 90AG AS RM	BLOX 60AG AS RM
G	BLOX R60G RM	BLOX 90G AS RM	BLOX 60G AS RM
DG	BLOX R60DG RM		

**10 PEZZI SPECIALI**  
SPECIAL PIECES / PIÈCES SPÉCIALES / SONDERPREISE / PIEZAS ESPECIALES / СПЕЦИАЛЬНЫЕ ЭЛЕМЕНТЫ / 特制件

	 30X60-12°X24° △ 8	 20X60X4-8°X24°X2° △ 6
BS	BLOX S R60BS	BLOX E R60BS
B	BLOX S R60B	BLOX E R60B
W	BLOX S R60W	BLOX E R60W
AG	BLOX S R60AG	BLOX E R60AG
G	BLOX S R60G	BLOX E R60G
DG	BLOX S R60DG	BLOX E R60DG

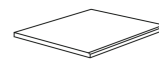

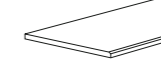
**IMBALLI**  
PACKAGING / EMBALLAGES / VERPACKUNGEN / EMBALAJES / УПАКОВКИ / 包装




FORMATO NOMINALE NOMINAL SIZE	BORDO EDGE	SPESSORE THICKNESS	BOX			PALLET		
			PZ/BOX PCS/BOX	MQ/BOX SM/BOX	KG/BOX KG/BOX	BOX/PALLET BOXES/PALLET	MQ/PALLET SM/PALLET	KG/PALLET KG/PALLET
60X60-24°X24°	RECTIFIED	10	3	1,08	24,32	40	43,20	992,86



**CARATTERISTICHE TECNICHE SPECIFICHE**  
TECHNICAL FEATURES SPECIFICATIONS / CARACTÉRISTIQUES TECHNIQUES SPÉCIFIQUE / TECHNISCHE EIGENSCHAFTEN  
CARACTERÍSTICAS TÉCNICAS ESPECÍFICAS / ТРЕБУЕМЫЕ ТЕХНИЧЕСКИЕ ХАРАКТЕРИСТИКИ / 特殊技术规格

	DIN 51130 (R)	DIN 51097 (A+B+C)	BCR REP. CEC 6/81		DM 14/6/89 N. 236		PENDULUM TEST BS (INGLESE)	PENDULUM TEST AS/NZS 4856:2004 (AUSTRALIANO)	PENDULUM TEST UNE ENV 12633:2003 (SPAGNOLO)	BOT 3000 (DCOF)
			G.A.	G.B.	C.A.	G.B.				
BLOX R	R11	B+C	>0.4	>0.4	>0.4	>0.4	>36	>45	3	>0,42
BLOX AS	R11	B+C	>0.4	>0.4	>0.4	>0.4	>36	>45	3	>0,42

**20 PEZZI SPECIALI**  
SPECIAL PIECES / PIÈCES SPÉCIALES / SONDERPREISE / PIEZAS ESPECIALES / СПЕЦИАЛЬНЫЕ ЭЛЕМЕНТЫ / 特制件

	 SQUARE BORDER* costa lucida SQUARE BORDER* polished edge 60X60-24°X24° △ 2	 SQUARE BORDER* costa lucida SQUARE BORDER* polished edge 90X90-36°X36° △ 1	 GRADONE* costa lucida TERRACE* polished edge 33X60-13°X24° △ 4
BS	BLOX SB60BS AS	BLOX SB90BS AS	BLOX GR336BS AS
B	BLOX SB60B AS	BLOX SB90B AS	BLOX GR336B AS
AG	BLOX SB60AG AS	BLOX SB90AG AS	BLOX GR336AG AS
G	BLOX SB60G AS	BLOX SB90G AS	BLOX GR336G AS

	 ALZATA gocciolatoio ALZATA gocciolatoio 20X60-8°X24° △ 4	 STEP righe costa lucida STEP stripes polished edge 30X60-12°X24° △ 4	 TOP gocciolatoio coste lucide TOP dripstone polished edges 30X60-12°X24° △ 4
BS	BLOX AZ60BS AS	BLOX S 60BS AS	BLOX TOP60BS AS
B	BLOX AZ60B AS	BLOX S 60B AS	BLOX TOP60B AS
AG	BLOX AZ60AG AS	BLOX S 60AG AS	BLOX TOP60AG AS
G	BLOX AZ60G AS	BLOX S 60G AS	BLOX TOP60G AS

	 BORDO PISCINA* costa lucida POOL EDGE* polished edge 30X60-12°X24° △ 4	 GRIGLIA PISCINA* POOL GRILLE* 20X60-8°X24° △ 2
BS	BLOX BP60BS AS	BLOX GP60BS AS
B	BLOX BP60B AS	BLOX GP60B AS
AG	BLOX BP60AG AS	BLOX GP60AG AS
G	BLOX BP60G AS	BLOX GP60G AS

**IMBALLI**  
PACKAGING / EMBALLAGES / VERPACKUNGEN / EMBALAJES / УПАКОВКИ / 包装

FORMATO NOMINALE NOMINAL SIZE	BORDO EDGE	SPESSORE THICKNESS	BOX			PALLET		
			PZ/BOX PCS/BOX	MQ/BOX SM/BOX	KG/BOX KG/BOX	BOX/PALLET BOXES/PALLET	MQ/PALLET SM/PALLET	KG/PALLET KG/PALLET
90X90-36°X36°	RECTIFIED	20	1	0,81	37,08	30	24,30	1132,38
60X60-24°X24°	RECTIFIED	20	2	0,72	33,15	32	23,04	1080,80

\* Angolari DX e SX disponibili a richiesta. / RH and LH angle bracket available on request. / Angulaires D et G disponibles sur demande. / Eckstücke links und rechts auf Anfrage erhältlich. / Cantonerias DCHA. e IZDA. disponibles bajo pedido. / Правый и Левый Угловые элементы доступны по запросу. / 可根据需求提供左转角和右转角。

I pezzi speciali ed i fondi possono presentare leggere differenze di tonalità fra di loro. / Special pieces and backgrounds can have slightly different shades from one another. / Les pièces spéciales et les fonds peuvent présenter de légères différences de tonalités entre elles. / Formteile und Grundierungen können untereinander leichte Farbabweichungen aufweisen. / Las piezas especiales y los fondos pueden presentar ligeras diferencias de tono. / Специальные и фоновые элементы могут немного отличаться по оттенку. / 一些特殊配件和底部可能会有轻微色差。

Il bordo può mostrare una piccola diversità cromatica fra la superficie ed il corpo del pezzo ceramico. / There can be a slight colour difference on the edge between the surface and the main ceramic piece. / Le bord peut présenter une légère différence entre la surface et le corps de la pièce en céramique. / Die Kante kann zwischen Oberfläche und Korpus des Keramiktells einen unterschiedlichen Farbton aufweisen. / El borde puede presentar ligeras diferencias cromáticas entre la superficie y el cuerpo de la pieza cerámica. / В кромках может появиться небольшая хроматическая разница между поверхностью и корпусом керамической детали. / 边缘的颜色可能与陶瓷产品主体和表面颜色稍有差别。

# Azuma 65



Concrete

## COLOR BODY PORCELAIN TILE

GRES PORCELLANATO COLORATO IN MASSA / GRÈS CÉRAMÉ TEINTÉ DANS LA MASSE / EINGEFÄRBTES FEINSTEINZEUG  
GRES PORCELÁNICO COLOREADO EN MASA / КЕРАМОГРАНИТ ОКРАШЕННЫЙ В МАССЕ / 彩色通体瓷质砖

CONFORME / ACCORDING TO / CONFORME / KONFORM / CONFORME / СООТВЕТСТВУЕТ / 合格  
UNI EN 14411 - G BIa



## FORMATI

SIZES / FORMATS / FORMATE / FORMATOS / ФОРМАТЫ / 规格



120X260  
48"X103"



120X120  
48"X48"



60X120  
24"X48"

## SUPERFICI

SURFACES / SURFACES / OBERFLÄCHEN / SUPERFICIES / ПОВЕРХНОСТИ / 表面



N ○

## COLORI

COLOURS / COULEURS / FARBEN / COLORES / ЦВЕТА / 颜色



CG



AG



G



DG



N



AZMA RB12CG RM - AZMA6 DK260DG



Concrete

AZMA 120AG RM - AZMA6 260AG RM



CG



AZMA6 DK260CG  
120x260 - 48"x103"




Concrete



120X260 - 48"X103"



120X120 - 48"X48"



60X120 - 24"X48"



AZMA6 260CG RM

AZMA6 120CG RM

AZMA6 12CG RM



AG



AZMA6 DK260AG  
120x260 - 48"x103"



Concrete




120X260 - 48"x103"



120X120 - 48"x48"



60X120 - 24"x48"



AZMA6 260AG RM

AZMA6 120AG RM

AZMA6 12AG RM





G




AZMA6 DK260G  
120x260 - 48"x103"




Concrete



120X260 - 48"X103"



120X120 - 48"X48"




60X120 - 24"X48"



AZMA6 260G RM

AZMA6 120G RM

AZMA6 12G RM



DG



AZMA6 DK260DG  
120x260 - 48"x103"



Concrete



120X260 - 48"x103"



120X120 - 48"x48"



60X120 - 24"x48"



AZMA6 260DG RM

AZMA6 120DG RM

AZMA6 12DG RM



N




AZMA6 DK260N  
120x260 - 48"x103"



Concrete



120X260 - 48"X103"



120X120 - 48"X48"



60X120 - 24"X48"



AZMA6 260N RM

AZMA6 120N RM

AZMA6 12N RM

# Azuma



Concrete

## COLOR BODY PORCELAIN TILE

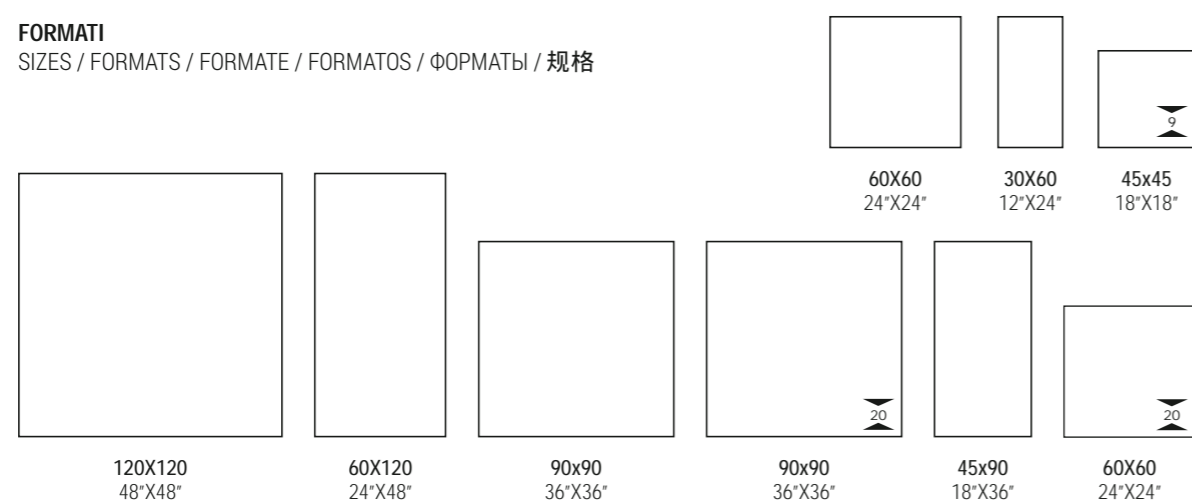
GRES PORCELLANATO COLORATO IN MASSA / GRÈS CÉRAME TEINTÉ DANS LA MASSE / EINGEFÄRBTES FEINSTEINZEUG  
GRES PORCELÁNICO COLOREADO EN MASA / КЕРАМОГРАНИТ ОКРАШЕННЫЙ В МАССЕ / 彩色通体瓷质砖

CONFORME / ACCORDING TO / CONFORME / KONFORM / CONFORME / СООТВЕТСТВУЕТ / 合格  
UNI EN 14411 - G BIa



## FORMATI

SIZES / FORMATS / FORMATE / FORMATOS / ФОРМАТЫ / 规格



## SUPERFICI

SURFACES / SURFACES / OBERFLÄCHEN / SUPERFICIES / ПОВЕРХНОСТИ / 表面



## COLORI

COLOURS / COULEURS / FARBEN / COLORES / ЦВЕТА / 颜色



# Azuma





Concrete



Concrete

## CG

## AG




AZMA DK12CG △ [2] [6]  
60X120 - 24"X48"

AZMA L2X60 △ [6]  
2X60 - 0.8"X24"



AZMA DK12AG △ [2] [6]  
60X120 - 24"X48"

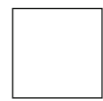
AZMA L2X60 △ [6]  
2X60 - 0.8"X24"



120X120 - 48"X48"




60X120 - 24"X48"



60X60 - 24"X24"



30X60 - 12"X24"



120X120 - 48"X48"



60X120 - 24"X48"



60X60 - 24"X24"



30X60 - 12"X24"



AZMA 120CG RM

AZMA 12CG RM

AZMA 60CG RM

AZMA 36CG RM




AZMA 120AG RM

AZMA 12AG RM

AZMA 60AG RM

AZMA 36AG RM



90X90 - 36"X36"




45X90 - 18"X36"



MK.AZMA 30CG



AZMA 45CG




AZMA 90AG RM



AZMA 49AG RM



MK.AZMA 30AG



AZMA 45AG



AZMA 90CG RM

AZMA 49CG RM

MK.AZMA 30CG

AZMA 45CG



AZMA 90AG RM

AZMA 49AG RM

MK.AZMA 30AG

AZMA 45AG



Concrete

G

DG




AZMA DK12G △ [2] [6]  
60X120 - 24"x48"

AZMA L2X60 △ [6]  
2X60 - 0.8"x24"



AZMA DK12DG △ [2] [6]  
60X120 - 24"x48"


AZMA L2X60 △ [6]  
2X60 - 0.8"x24"



120X120 - 48"x48"




60X120 - 24"x48"



60X60 - 24"x24"




30X60 - 12"x24"



120X120 - 48"x48"



60X120 - 24"x48"



60X60 - 24"x24"



30X60 - 12"x24"



AZMA 120G RM

AZMA 12G RM

AZMA 60G RM

AZMA 36G RM



AZMA 120DG RM

AZMA 12DG RM

AZMA 60DG RM

AZMA 36DG RM



90X90 - 36"x36"



45X90 - 18"x36"



MK.AZMA 30G



AZMA 45G



AZMA 90DG RM



AZMA 49DG RM



MK.AZMA 30DG



AZMA 45DG



AZMA 90G RM

AZMA 49G RM

MK.AZMA 30G

AZMA 45G



AZMA 90DG RM

AZMA 49DG RM

MK.AZMA 30DG

AZMA 45DG





N



AZMA DK12N   
 60X120 - 24°X48°

AZMA L2X60   
 2X60 - 0.8°X24°



120X120 - 48°X48°



60X120 - 24°X48°



60X60 - 24°X24°



30X60 - 12°X24°




AZMA 120N RM

AZMA 12N RM

AZMA 60N RM

AZMA 36N RM



90X90 - 36°X36°



45X90 - 18°X36°



MK.AZMA 30N



AZMA 45N



AZMA 90N RM

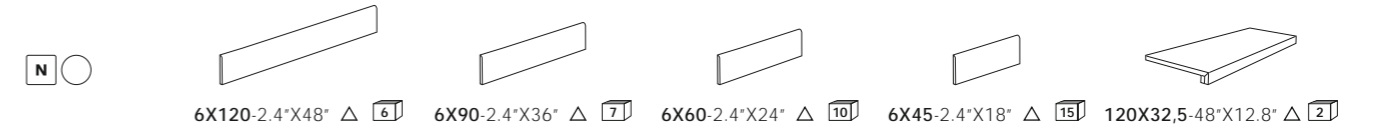
AZMA 49N RM

MK.AZMA 30N

AZMA 45N

### PEZZI SPECIALI

SPECIAL PIECES / PIÈCES SPÉCIALES / SONDERPREISE / PIEZAS ESPECIALES / СПЕЦИАЛЬНЫЕ ЭЛЕМЕНТЫ / 特制件



CG	AZMA BT120CG	AZMA BT90CG	AZMA BT60CG	AZMA BT45CG	AZMA G120CG
AG	AZMA BT120AG	AZMA BT90AG	AZMA BT60AG	AZMA BT45AG	AZMA G120AG
G	AZMA BT120G	AZMA BT90G	AZMA BT60G	AZMA BT45G	AZMA G120G
DG	AZMA BT120DG	AZMA BT90DG	AZMA BT60DG	AZMA BT45DG	AZMA G120DG
N	AZMA BT120N	AZMA BT90N	AZMA BT60N	AZMA BT45N	AZMA G120N

### IMBALLI

PACKAGING / EMBALLAGES / VERPACKUNGEN / EMBALAJES / УПАКОВКИ / 包装

FORMATO NOMINALE NOMINAL SIZE	BORDO EDGE	SPESSORE THICKNESS	BOX			PALLET		
			PZ/BOX PCS/BOX	MQ/BOX SM/BOX	KG/BOX KG/BOX	BOX/PALLET BOXES/PALLET	MQ/PALLET SM/PALLET	KG/PALLET KG/PALLET
120X260-48°X103°	RECTIFIED	6,5	1	3,12	49,02	20	62,40	1000,40
120X120-48°X48°	RECTIFIED	6,5	2	2,88	45,48	30	86,40	1384,40
60X120-24°X48°	RECTIFIED	6,5	4	2,88	44,86	16	46,08	737,76
120X120-48°X48°	RECTIFIED	10	1	1,44	33,42	36	51,84	1223,12
60X120-24°X48°	RECTIFIED	10	2	1,44	32,06	30	43,20	981,65
60X60-24°X24°	RECTIFIED	10	3	1,08	24,12	40	43,20	984,80
30X60-12°X24°	RECTIFIED	10	6	1,08	24,13	40	43,20	985,20
90X90-36°X36°	RECTIFIED	10	2	1,62	37,44	22	35,64	843,68
45X90-18°X36°	RECTIFIED	10	3	1,22	27,49	30	36,45	844,70
45X45-18°X18°	NATURAL	9	6	1,22	23,37	28	34,02	674,36
30X30-12°X12° MOSAIC	MOSAIC	10	6	0,54	11,83	48	25,92	588,03

### CARATTERISTICHE TECNICHE SPECIFICHE


TECHNICAL FEATURES SPECIFICATIONS / CARACTÉRISTIQUES TECHNIQUES SPÉCIFIQUE / TECHNISCHE EIGENSCHAFTEN  
CARACTERÍSTICAS TÉCNICAS ESPECÍFICAS / ТРЕБУЕМЫЕ ТЕХНИЧЕСКИЕ ХАРАКТЕРИСТИКИ / 特殊技术规格

AZMA	DIN 51130 (R)	DIN 51097 (A+B+C)	BCR REP. CEC 6/81		DM 14/6/89 N. 236		PENDULUM TEST BS (INGLESE)	PENDULUM TEST AS/NZS 4856:2004 (AUSTRALIANO)	PENDULUM TEST UNE ENV 12633:2003 (SPAGNOLO)	BOT 3000 (DCOF)
			G.A.	G.B.	C.A.	G.B.				
AZMA	R10	A	>0.4	>0.4	>0.4	>0.4	>36	>35	1	>0,42




# Azuma



Concrete



Concrete

	10mm	20mm	
	 60X120-24"x48"	 90X90-36"x36"	 60X60-24"x24"
CG	AZMA RB12CG RM	AZMA 90CG AS RM	AZMA 60CG AS RM
AG	AZMA RB12AG RM		
G	AZMA RB12G RM	AZMA 90G AS RM	AZMA 60G AS RM
DG	AZMA RB12DG RM	AZMA 90DG AS RM	AZMA 60DG AS RM
N	AZMA RB12G RM		

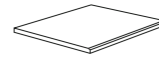
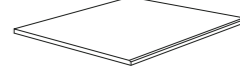
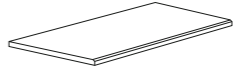
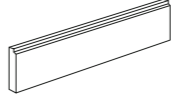
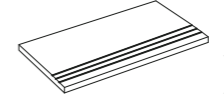
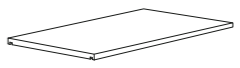
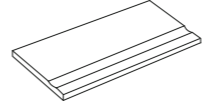
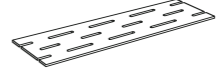
**IMBALLI**  
PACKAGING / EMBALLAGES / VERPACKUNGEN / EMBALAJES / УПАКОВКИ / 包装

FORMATO NOMINALE NOMINAL SIZE	BORDO EDGE	SPESSORE THICKNESS	BOX			PALLET		
			PZ/BOX PCS/BOX	MO/BOX SM/BOX	KG/BOX KG/BOX	BOX/PALLET BOXES/PALLET	MO/PALLET SM/PALLET	KG/PALLET KG/PALLET
60X120-24"x48"	RECTIFIED	10	2	1,44	32,06	30	43,20	981,65

**CARATTERISTICHE TECNICHE SPECIFICHE**  
TECHNICAL FEATURES SPECIFICATIONS / CARACTÉRISTIQUES TECHNIQUES SPÉCIFIQUE / TECHNISCHE EIGENSCHAFTEN  
CARACTERÍSTICAS TÉCNICAS ESPECÍFICAS / ТРЕБУЕМЫЕ ТЕХНИЧЕСКИЕ ХАРАКТЕРИСТИКИ / 特殊技术规格

	DIN 51130 (R)	DIN 51097 (A+B+C)	BCR REP. CEC 6/81		DM 14/6/89 N. 236		PENDULUM TEST BS (INGLESE)	PENDULUM TEST AS/NZS 4856:2004 (AUSTRALIANO)	PENDULUM TEST UNE ENV 12633:2003 (SPAGNOLO)	BOT 3000 (DCOF)
			G.A.	G.B.	C.A.	G.B.				
AZMA RB	R11	B+C	>0.4	>0.4	>0.4	>0.4	>36	>45	3	>0,42
AZMA AS	R11	B+C	>0.4	>0.4	>0.4	>0.4	>36	>45	3	>0,42

**PEZZI SPECIALI**  
SPECIAL PIECES / PIÈCES SPÉCIALES / SONDERPREISE / PIEZAS ESPECIALES / СПЕЦИАЛЬНЫЕ ЭЛЕМЕНТЫ / 特制件

	 SQUARE BORDER* costa lucida SQUARE BORDER* polished edge 60X60-24"x24" △ 2	 SQUARE BORDER* costa lucida SQUARE BORDER* polished edge 90X90-36"x36" △ 1	 GRADONE* costa lucida TERRACE* polished edge 33X60-13"x24" △ 4
CG	AZMA SB60CG AS	AZMA SB90CG AS	AZMA GR336CG AS
G	AZMA SB60G AS	AZMA SB90G AS	AZMA GR336G AS
DG	AZMA SB60DG AS	AZMA SB90DG AS	AZMA GR336DG AS
	 ALZATA gocciolatoio RISE dripstone 20X60-8"x24" △ 4	 STEP righe costa lucida STEP stripes polished edge 30X60-12"x24" △ 4	 TOP gocciolatoio coste lucide TOP dripstone polished edges 30X60-12"x24" △ 4
CG	AZMA AZ60CG AS	AZMA S 60CG AS	AZMA TOP60CG AS
G	AZMA AZ60G AS	AZMA S 60G AS	AZMA TOP60G AS
DG	AZMA AZ60DG AS	AZMA S 60DG AS	AZMA TOP60DG AS
	 BORDO PISCINA* costa lucida POOL EDGE* polished edge 30X60-12"x24" △ 4	 GRIGLIA PISCINA* POOL GRILLE* 20X60-8"x24" △ 2	
CG	AZMA BP60CG AS	AZMA GP60CG AS	
G	AZMA BP60G AS	AZMA GP60G AS	
DG	AZMA BP60DG AS	AZMA GP60DG AS	

**IMBALLI**  
PACKAGING / EMBALLAGES / VERPACKUNGEN / EMBALAJES / УПАКОВКИ / 包装

FORMATO NOMINALE NOMINAL SIZE	BORDO EDGE	SPESSORE THICKNESS	BOX			PALLET		
			PZ/BOX PCS/BOX	MO/BOX SM/BOX	KG/BOX KG/BOX	BOX/PALLET BOXES/PALLET	MO/PALLET SM/PALLET	KG/PALLET KG/PALLET
90X90-36"x36"	RECTIFIED	20	1	0,81	36,92	30	24,30	1127,67
60X60-24"x24"	RECTIFIED	20	2	0,72	33,15	32	23,04	1080,80

\* Angolari DX e SX disponibili a richiesta. / RH and LH angle bracket available on request. / Angulaires D et G disponibles sur demande. / Eckstücke links und rechts auf Anfrage erhältlich. / Cantonerias DCHA. e IZDA. disponibles bajo pedido. / Правый и Левый Угловые элементы доступны по запросу. / 可根据需求提供左转角和右转角。

I pezzi speciali ed i fondi possono presentare leggere differenze di tonalità fra di loro. / Special pieces and backgrounds can have slightly different shades from one another. / Les pièces spéciales et les fonds peuvent présenter de légères différences de tonalités entre elles. / Formteile und Grundrungen können untereinander leichte Farbabweichungen aufweisen. / Las piezas especiales y los fondos pueden presentar ligeras diferencias de tono. / Специальные и фоновые элементы могут немного отличаться по оттенку. / 一些特殊配件和底部可能会有轻微色差。

Il bordo può mostrare una piccola diversità cromatica fra la superficie ed il corpo del pezzo ceramico. / There can be a slight colour difference on the edge between the surface and the main ceramic piece. / Le bord peut présenter une légère différence entre la surface et le corps de la pièce en céramique. / Die Kante kann zwischen Oberfläche und Korpus des Keramikeils einen unterschiedlichen Farbton aufweisen. / El borde puede presentar ligeras diferencias cromáticas entre la superficie y el cuerpo de la pieza cerámica. / В кромках может появиться небольшая хроматическая разница между поверхностью и корпусом керамической детали. / 边缘的颜色可能与陶瓷产品主体和表面颜色稍有差别。

# Origini



Concrete

## COLOR BODY PORCELAIN TILE

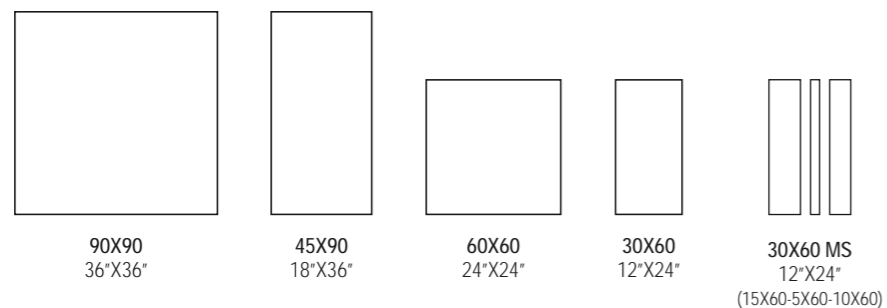
GRES PORCELLANATO COLORATO IN MASSA / GRÈS CÉRAMÉ TEINTÉ DANS LA MASSE / EINGEFÄRBTES FEINSTEINZEUG  
GRES PORCELÁNICO COLOREADO EN MASA / КЕРАМОГРАНИТ ОКРАШЕННЫЙ В МАССЕ / 彩色通体瓷质砖

CONFORME / ACCORDING TO / CONFORME / KONFORM / CONFORME / СООТВЕТСТВУЕТ / 合格  
UNI EN 14411 - G BIa



## FORMATI

SIZES / FORMATS / FORMATE / FORMATOS / ФОРМАТЫ / 规格



## SUPERFICI

SURFACES / SURFACES / OBERFLÄCHEN / SUPERFICIES / ПОВЕРХНОСТИ / 表面



N

N


## COLORI

COLOURS / COULEURS / FARBEN / COLORES / ЦВЕТА / 颜色





Concrete

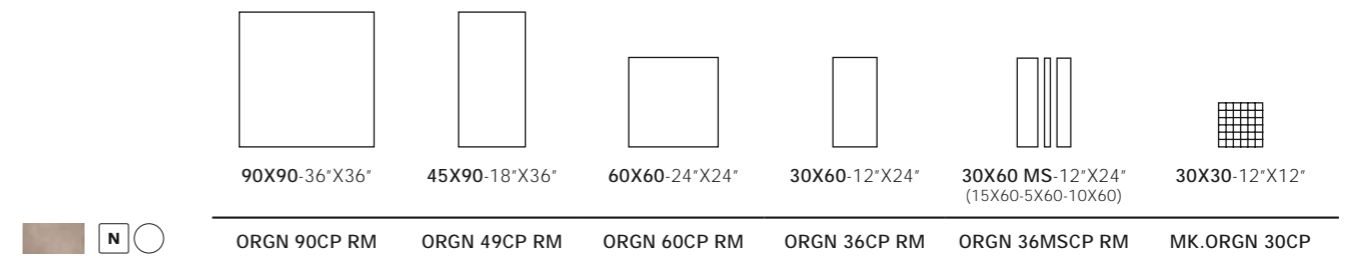
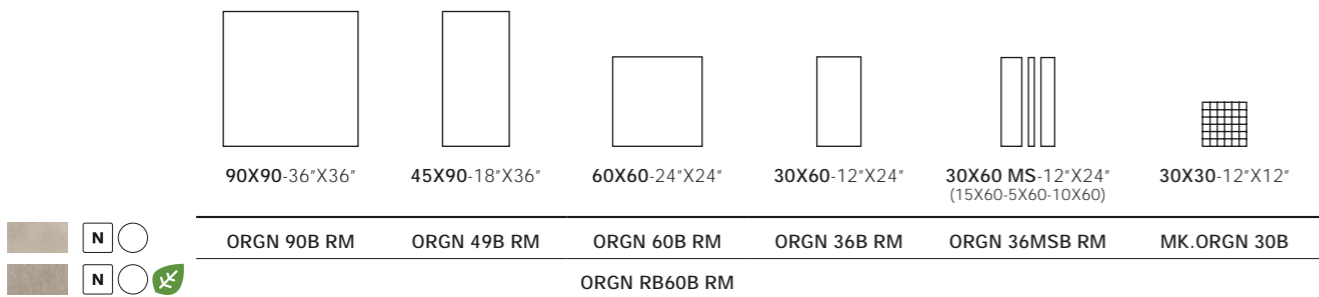



B




CP

Concrete



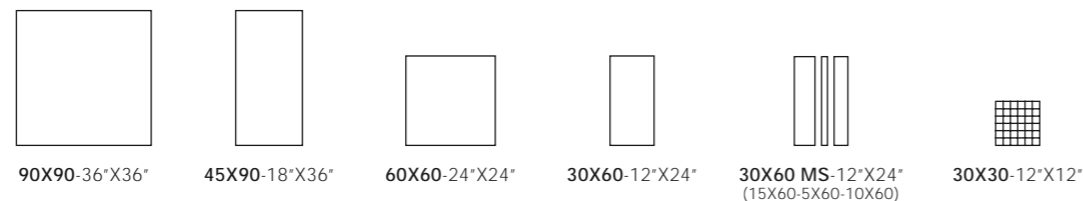


W




G

Concrete



			ORGN 90W RM	ORGN 49W RM	ORGN 60W RM	ORGN 36W RM	ORGN 36MSW RM	MK.ORGN 30W
			ORGN RB60W RM					



			ORGN 90G RM	ORGN 49G RM	ORGN 60G RM	ORGN 36G RM	ORGN 36MSG RM	MK.ORGN 30G
			ORGN RB60G RM					
























N

### PEZZI SPECIALI

SPECIAL PIECES / PIÈCES SPÉCIALES / SONDERPREISE / PIEZAS ESPECIALES / СПЕЦИАЛЬНЫЕ ЭЛЕМЕНТЫ / 特制件

	6X60-2.4°X24°  	60X32,5-24°X12.8°  
 		
	ORGN BT60B	ORGN G60B
	ORGN BT60CP	ORGN G60CP
	ORGN BT60W	ORGN G60W
	ORGN BT60G	ORGN G60G
	ORGN BT60N	ORGN G60N

	30X60-12°X24°  
  	
	ORGN S RB60B
	ORGN S RB60W
	ORGN S RB60G

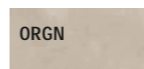
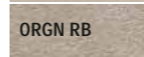
### IMBALLI


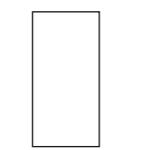


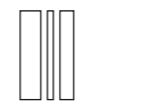

PACKAGING / EMBALLAGES / VERPACKUNGEN / EMBALAJES / УПАКОВКИ / 包装

FORMATO NOMINALE NOMINAL SIZE	BORDO EDGE	SPESSORE THICKNESS	BOX			PALLET		
			PZ/BOX PCS/BOX	MO/BOX SM/BOX	KG/BOX KG/BOX	BOX/PALLET BOXES/PALLET	MO/PALLET SM/PALLET	KG/PALLET KG/PALLET
60X60-24°X24°	RECTIFIED	10	3	1,08	24,04	40	43,20	981,50
30X60-12°X24°	RECTIFIED	10	6	1,08	23,88	40	43,20	975,20
30X60-12°X24° MIX SIZES	RECTIFIED	10	6	1,08	24,58	40	43,20	1003,32
90X90-36°X36°	RECTIFIED	10	2	1,62	37,26	22	35,64	839,72
45X90-18°X36°	RECTIFIED	10	3	1,22	27,85	30	36,45	855,50
30X30-12°X12° MOSAIC	RECTIFIED	10	6	0,54	11,27	48	25,92	560,86

### CARATTERISTICHE TECNICHE SPECIFICHE

TECHNICAL FEATURES SPECIFICATIONS / CARACTÉRISTIQUES TECHNIQUES SPÉCIFIQUE / TECHNISCHE EIGENSCHAFTEN  
CARACTERÍSTICAS TÉCNICAS ESPECÍFICAS / ТРЕБУЕМЫЕ ТЕХНИЧЕСКИЕ ХАРАКТЕРИСТИКИ / 特殊技术规格

	DIN 51130 (R)	DIN 51097 (A+B+C)	BCR REP. CEC 6/81		DM 14/6/89 N. 236		PENDULUM TEST BS (INGLESE)	PENDULUM TEST AS/NZS 4856:2004 (AUSTRALIANO)	PENDULUM TEST UNE ENV 12633:2003 (SPAGNOLO)	BOT 3000 (DCOF)
			G.A.	G.B.	C.A.	G.B.				AVERAGE VALUE
	R10	A	>0.4	>0.4	>0.4	>0.4	>25	>25	1	>0,42
	R11	B+C	>0.4	>0.4	>0.4	>0.4	>36	>45	3	>0,42

					
90X90-36°X36°	45X90-18°X36°	60X60-24°X24°	30X60-12°X24°	30X60 MS-12°X24° (15X60-5X60-10X60)	30X30-12°X12°
ORGN 90N RM	ORGN 49N RM	ORGN 60N RM	ORGN 36N RM	ORGN 36MSN RM	MK.ORGN 30N



# Creative Concrete



Concrete

## COLOR BODY PORCELAIN TILE


GRES PORCELLANATO COLORATO IN MASSA / GRÈS CÉRAME TEINTÉ DANS LA MASSE / EINGEFÄRBTES FEINSTEINZEUG  
GRES PORCELÁNICO COLOREADO EN MASA / КЕРАМОГРАНИТ ОКРАШЕННЫЙ В МАССЕ / 彩色通体瓷质砖

CONFORME / ACCORDING TO / CONFORME / KONFORM / CONFORME / СООТВЕТСТВУЕТ / 合格  
UNI EN 14411 - G Bla



## FORMATI

SIZES / FORMATS / FORMATE / FORMATOS / ФОРМАТЫ / 规格




## SUPERFICI

SURFACES / SURFACES / OBERFLÄCHEN / SUPERFICIES / ПОВЕРХНОСТИ / 表面



## COLORI

COLOURS / COULEURS / FARBEN / COLORES / ЦВЕТА / 颜色






Concrete




B

W



		CREACON 90B	CREACON 49B	CREACON 45B	CREACON 60B
					CREACON R 60B
		CREACON 90W	CREACON 49W	CREACON 45W	CREACON 60W
					CREACON R 60W

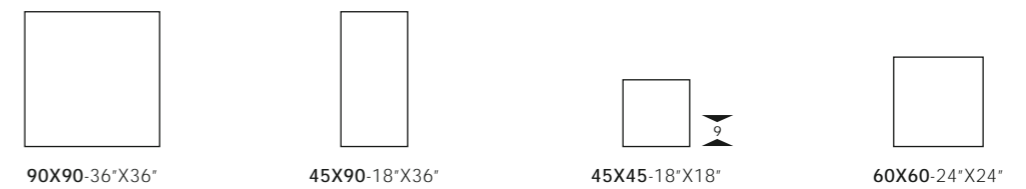


		LOS.CREACON B	CREACON 36B	MK.CREACON 30B	MK.CREACON B
			CREACON R 36B		
		LOS.CREACON W	CREACON 36W	MK.CREACON 30W	MK.CREACON W
			CREACON R 36W		




G


DG



		CREACON 90G	CREACON 49G	CREACON 45G	CREACON 60G
					CREACON R 60G
		CREACON 90DG	CREACON 49DG	CREACON 45DG	CREACON 60DG
					CREACON R 60DG



		LOS.CREACON G	CREACON 36G	MK.CREACON 30G	MK.CREACON G
			CREACON R 36G		
		LOS.CREACON DG	CREACON 36DG	MK.CREACON 30DG	MK.CREACON DG
			CREACON R 36DG		



N



90X90-36°X36°



45X90-18°X36°



45X45-18°X18°



60X60-24°X24°



CREACON 90N

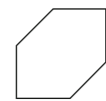
CREACON 49N

CREACON 45N

CREACON 60N



CREACON R 60N



60X60 LOS-24°X24°



30X60-12°X24°



30X30-12°X12°



25X30-10°X12°



LOS.CREACON N

CREACON 36N

MK.CREACON 30N

MK.CREACON N



CREACON R 36N

## PEZZI SPECIALI

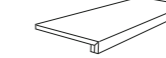
SPECIAL PIECES / PIÈCES SPÉCIALES / SONDERPREISE / PIEZAS ESPECIALES / СПЕЦИАЛЬНЫЕ ЭЛЕМЕНТЫ / 特制件




9,5X45-3.7°X18°  





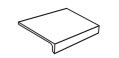
9,5X60-3.7°X24°  



90X32,5-36°X12,8°  



15X30X4-6°X12°X1,6°  



B	CREACON BT 45B	CREACON BT 60B	CREACON G90B	B	CREACON ER30B
W	CREACON BT 45W	CREACON BT 60W	CREACON G90W	W	CREACON ER30W
G	CREACON BT 45G	CREACON BT 60G	CREACON G90G	G	CREACON ER30G
DG	CREACON BT 45DG	CREACON BT 60DG	CREACON G90DG	DG	CREACON ER30DG
N	CREACON BT 45N	CREACON BT 60N	CREACON G90N	N	CREACON ER30N

## IMBALLI

PACKAGING / EMBALLAGES / VERPACKUNGEN / EMBALAJES / УПАКОВКИ / 包装

FORMATO NOMINALE NOMINAL SIZE	BORDO EDGE	SPESSORE THICKNESS	BOX			PALLET		
			PZ/BOX PCS/BOX	MQ/BOX SM/BOX	KG/BOX KG/BOX	BOX/PALLET BOXES/PALLET	MQ/PALLET SM/PALLET	KG/PALLET KG/PALLET
60X60-24°X24°	RECTIFIED	10	3	1,08	24,17	32	34,56	793,28
30X60-12°X24°	RECTIFIED	10	5	0,90	20,10	48	43,20	984,80
90X90-36°X36°	RECTIFIED	10	2	1,62	38,34	22	35,64	863,48
45X90-18°X36°	RECTIFIED	10	3	1,22	28,46	30	36,45	873,80
45X45-18°X18°	NATURAL	9	5	1,01	20,88	33	33,41	709,04
30X30-12°X12° MOSAIC	RECTIFIED	10	4	0,36	7,93	72	25,92	590,96
25X30-10°X12° MOSAIC	RECTIFIED	10	4	0,30	7,38	78	23,40	595,33

## CARATTERISTICHE TECNICHE SPECIFICHE

TECHNICAL FEATURES SPECIFICATIONS / CARACTÉRISTIQUES TECHNIQUES SPÉCIFIQUE / TECHNISCHE EIGENSCHAFTEN  
CARACTERÍSTICAS TÉCNICAS ESPECÍFICAS / ТРЕБУЕМЫЕ ТЕХНИЧЕСКИЕ ХАРАКТЕРИСТИКИ / 特殊技术规格

	DIN 51130 (R)	DIN 51097 (A+B+C)	BCR REP. CEC 6/81		DM 14/6/89 N. 236		PENDULUM TEST BS (INGLESE)	PENDULUM TEST AS/NZS 4856:2004 (AUSTRALIANO)	PENDULUM TEST UNE ENV 12633:2003 (SPAGNOLO)	BOT 3000 (DCOF)
			G.A.	G.B.	C.A.	G.B.				
CREACON	R10	A	>0.4	>0.4	>0.4	>0.4	>25	-	1	>0,42
CREACON R	R11	A	>0.4	>0.4	>0.4	>0.4	>36	>35	2	>0,42

# Riverside



Concrete

## PORCELAIN TILE

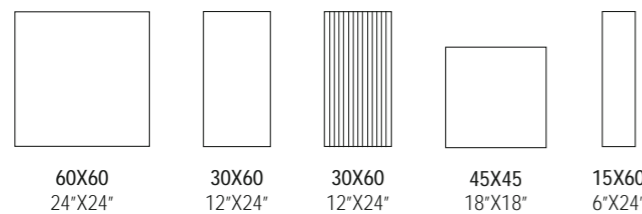
GRES PORCELLANATO / GRÈS CÉRAMÉ / FEINSTEINZEUG  
GRES PORCELÁNICO / КЕРАМОГРАНИТ / 瓷釉陶砖

CONFORME / ACCORDING TO / CONFORME / KONFORM / CONFORME / COOTBETCTBYET / 合格  
UNI EN 14411 - G BIa



## FORMATI

SIZES / FORMATS / FORMATE / FORMATOS / ФОРМАТЫ / 规格




## SUPERFICI

SURFACES / SURFACES / OBERFLÄCHEN / SUPERFICIES / ПОВЕРХНОСТИ / 表面



## COLORI

COLOURS / COULEURS / FARBEN / COLORES / ЦВЕТА / 颜色





Concrete



DG

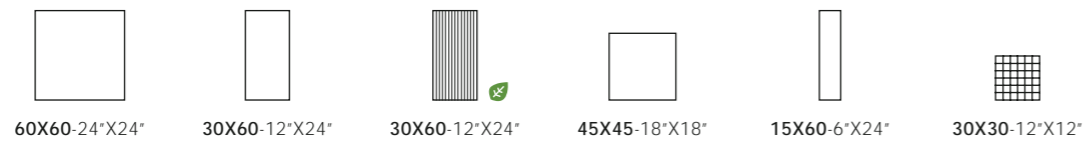
G



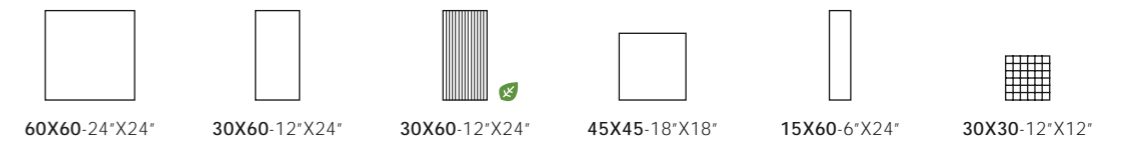
W

A

Concrete



			RIVERSIDE 60DG	RIVERSIDE 36DG	RIVERSIDE 45DG	RIVERSIDE 156DG	MK.RIVER 30DG	
			RIVERSIDE 60G	RIVERSIDE 36G	RIVERSIDE R36G	RIVERSIDE 45G	RIVERSIDE 156G	MK.RIVER 30G



			RIVERSIDE 60W	RIVERSIDE 36W	RIVERSIDE 45W	RIVERSIDE 156W	MK.RIVER 30W	
			RIVERSIDE 60A	RIVERSIDE 36A	RIVERSIDE R36A	RIVERSIDE 45A	RIVERSIDE 156A	MK.RIVER 30A





**PORTLAND 60A**  
60x60-24"x24"






**PORTLAND 60G**  
60x60-24"x24"

T

### PEZZI SPECIALI

SPECIAL PIECES / PIÈCES SPÉCIALES / SONDERPREISE / PIEZAS ESPECIALES / СПЕЦИАЛЬНЫЕ ЭЛЕМЕНТЫ / 特制件

	6X60-2.4"x24"  12	6X45-2.4"x18"  15	30X60-12"x24"  8
DG	RIVERSIDEBT60DG	RIVERSIDEBT45DG	RIVERSIDE S60DG
G	RIVERSIDE BT60G	RIVERSIDE BT45G	RIVERSIDE S60G
W	RIVERSIDE BT60W	RIVERSIDE BT45W	RIVERSIDE S60W
A	RIVERSIDE BT60A	RIVERSIDE BT45A	RIVERSIDE S60A
T	RIVERSIDE BT60T	RIVERSIDE BT45T	RIVERSIDE S60T

### IMBALLI

PACKAGING / EMBALLAGES / VERPACKUNGEN / EMBALAJES / УПАКОВКИ / 包装

FORMATO NOMINALE NOMINAL SIZE	BORDO EDGE	SPESSORE THICKNESS	BOX			PALLET		
			PZ/BOX PCS/BOX	MO/BOX SM/BOX	KG/BOX KG/BOX	BOX/PALLET BOXES/PALLET	MO/PALLET SM/PALLET	KG/PALLET KG/PALLET
60X60-24"x24"	NATURAL	9	3	1,08	21,51	40	43,20	880,29
30X60-12"x24"	NATURAL	9	6	1,08	21,12	48	51,84	1033,83
15X60-6"x24"	NATURAL	9	14	1,26	24,46	50	63,00	1243,00
45X45-18"x18"	NATURAL	9	6	1,22	23,37	28	34,02	674,36
30X30-12"x12" MOSAIC	NATURAL	9	6	0,54	9,53	48	25,92	477,44

### CARATTERISTICHE TECNICHE SPECIFICHE

TECHNICAL FEATURES SPECIFICATIONS / CARACTÉRISTIQUES TECHNIQUES SPÉCIFIQUE / TECHNISCHE EIGENSCHAFTEN  
CARACTERÍSTICAS TÉCNICAS ESPECÍFICAS / ТРЕБУЕМЫЕ ТЕХНИЧЕСКИЕ ХАРАКТЕРИСТИКИ / 特殊技术规格

	DIN 51130 (R)	DIN 51097 (A+B+C)	BCR REP. CEC 6/81		DM 14/6/89 N. 236		PENDULUM TEST BS (INGLESE)	PENDULUM TEST AS/NZS 4856:2004 (AUSTRALIANO)	PENDULUM TEST UNE ENV 12633:2003 (SPAGNOLO)	BOT 3000 (DCOF)
			G.A.	G.B.	C.A.	G.B.				
RIVERSIDE	R10	A	>0,4	>0,4	>0,4	>0,4	>25	-	1	>0,42
RIVERSIDE R	R11	B+C	>0,4	>0,4	>0,4	>0,4	>36	>54	3	>0,42
RIVERSIDE 156	R10	A	>0,4	>0,4	>0,4	>0,4	>25	-	1	>0,42



RIVERSIDE 60T    RIVERSIDE 36T    RIVERSIDE 45T    RIVERSIDE 156T    MK.RIVER 30T



# effect #WOODM

<b>Koala</b> <sup>AS</sup>	258
<b>Koala</b>	266
<b>Kuni</b>	276
<b>Wood 1a4</b>	286
<b>Urbiko</b>	300
<b>Riverside wood</b>	306

# Koala 6,5



Wood

## COLOR BODY PORCELAIN TILE

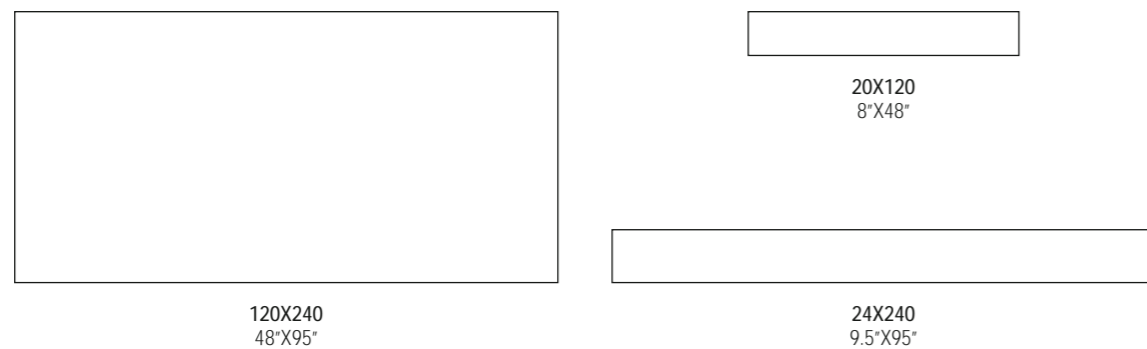
GRES PORCELLANATO COLORATO IN MASSA / GRÈS CÉRAMÉ TEINTÉ DANS LA MASSE / EINGEFÄRBTES FEINSTEINZEUG  
GRES PORCELÁNICO COLOREADO EN MASA / КЕРАМОГРАНИТ ОКРАШЕННЫЙ В МАССЕ / 彩色通体瓷质砖

CONFORME / ACCORDING TO / CONFORME / KONFORM / CONFORME / СООТВЕТСТВУЕТ / 合格  
UNI EN 14411 - G BIa



## FORMATI

SIZES / FORMATS / FORMATE / FORMATOS / ФОРМАТЫ / 规格




## SUPERFICI


SURFACES / SURFACES / OBERFLÄCHEN / SUPERFICIES / ПОВЕРХНОСТИ / 表面




## COLORI

COLOURS / COULEURS / FARBEN / COLORES / ЦВЕТА / 颜色





Wood



120X240 - 48"X95"



KOALA6 240A RM



24X240 - 9.5"X95"




KOALA6 2424A RM



20X120 - 8"X48"



KOALA6 2012A RM



120X240 - 48"X95"



KOALA6 240B RM



24X240 - 9.5"X95"



KOALA6 2424B RM



20X120 - 8"X48"



KOALA6 2012B RM

Wood



120X240 - 48"X95"



KOALA6 240BS RM



24X240 - 9.5"X95"




KOALA6 2424BSRM



20X120 - 8"X48"



KOALA6 2012BSRM



120X240 - 48"X95"



KOALA6 240T RM



24X240 - 9.5"X95"



KOALA6 2424T RM



20X120 - 8"X48"



KOALA6 2012T RM

Wood

# Koala



Wood

## COLOR BODY PORCELAIN TILE

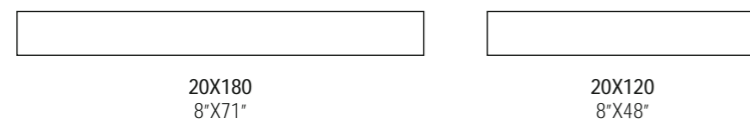
GRES PORCELLANATO COLORATO IN MASSA / GRÈS CÉRAME TEINTÉ DANS LA MASSE / EINGEFÄRBTES FEINSTEINZEUG  
GRES PORCELÁNICO COLOREADO EN MASA / КЕРАМОГРАНИТ ОКРАШЕННЫЙ В МАССЕ / 彩色通体瓷质砖

CONFORME / ACCORDING TO / CONFORME / KONFORM / CONFORME / СООТВЕТСТВУЕТ / 合格  
UNI EN 14411 - G BIa



## FORMATI

SIZES / FORMATS / FORMATE / FORMATOS / ФОРМАТЫ / 规格




## SUPERFICI

SURFACES / SURFACES / OBERFLÄCHEN / SUPERFICIES / ПОВЕРХНОСТИ / 表面



## COLORI

COLOURS / COULEURS / FARBEN / COLORES / ЦВЕТА / 颜色






Wood



# Koala



KOALA 2018T RM



KOALA 2012B RM



A

B

BS

T

Wood



20X180 - 8"X71"



20X120 - 8"X48"



30X30 - 12"X12"



KOALA 2018A RM

KOALA 2012A RM

MK.KOALA 30A



KOALA 2018B RM

KOALA 2012B RM

MK.KOALA 30B



20X180 - 8"X71"



20X120 - 8"X48"



30X30 - 12"X12"



KOALA 2018BS RM

KOALA 2012BS RM

MK.KOALA 30BS



KOALA 2018T RM

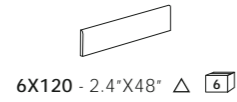
KOALA 2012T RM

MK.KOALA 30T

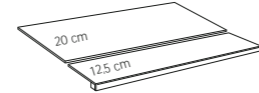
# Koala

## PEZZI SPECIALI

SPECIAL PIECES / PIÈCES SPÉCIALES / SONDERPREISE / PIEZAS ESPECIALES / СПЕЦИАЛЬНЫЕ ЭЛЕМЕНТЫ / 特制件



6X120 - 2.4°X48° △ 6



120X32,5 - 48°X12,8° △ 2

A	KOALA BT120A	KOALA GK120A
B	KOALA BT120B	KOALA GK120B
BS	KOALA BT120BS	KOALA GK120BS
T	KOALA BT120T	KOALA GK120T

## IMBALLI

PACKAGING / EMBALLAGES / VERPACKUNGEN / EMBALAJES / УПАКОВКИ / 包装

FORMATO NOMINALE NOMINAL SIZE	BORDO EDGE	SPESSORE THICKNESS	BOX			PALLET		
			PZ/BOX PCS/BOX	MO/BOX SM/BOX	KG/BOX KG/BOX	BOX/PALLET BOXES/PALLET	MO/PALLET SM/PALLET	KG/PALLET KG/PALLET
120X240-48°X95°	RECTIFIED	6,5	1	2,88	45,25	20	57,60	925,00
24X240-9,5°X95°	RECTIFIED	6,5	3	1,73	27,15	27	46,66	753,05
20X120-8°X48°	RECTIFIED	6,5	9	2,16	32,95	32	69,12	1074,40
20X180-8°X71°	RECTIFIED	10	3	1,08	26,40	45	48,60	1208,00
20X120-8°X48°	RECTIFIED	10	6	1,44	32,15	36	51,84	1177,40
30X30-12°X12° MOSAIC	RECTIFIED	10	6	0,54	12,60	48	25,92	624,80

## CARATTERISTICHE TECNICHE SPECIFICHE

TECHNICAL FEATURES SPECIFICATIONS / CARACTÉRISTIQUES TECHNIQUES SPÉCIFIQUE / TECHNISCHE EIGENSCHAFTEN  
CARACTERÍSTICAS TÉCNICAS ESPECÍFICAS / ТРЕБУЕМЫЕ ТЕХНИЧЕСКИЕ ХАРАКТЕРИСТИКИ / 特殊技术规格

KOALA	DIN 51130 (R)	DIN 51097 (A+B+C)	BCR REP. CEC 6/81		DM 14/6/89 N. 236		PENDULUM TEST BS (INGLESE)	PENDULUM TEST AS/NZS 4856:2004 (AUSTRALIANO)	PENDULUM TEST UNE ENV 12633:2003 (SPAGNOLO)	BOT 3000 (DCOF)
			G.A.	G.B.	C.A.	G.B.				
	R9	A	>0.4	>0.4	>0.4	>0.4	>36	>35	1	>0,42



KOALA 2018A RM

# Kuni



## COLOR BODY PORCELAIN TILE

GRES PORCELLANATO COLORATO IN MASSA / GRÈS CÉRAMÉ TEINTÉ DANS LA MASSE / EINGEFÄRBTES FEINSTEINZEUG  
GRES PORCELÁNICO COLOREADO EN MASA / КЕРАМОГРАНИТ ОКРАШЕННЫЙ В МАССЕ / 彩色通体瓷质砖

CONFORME / ACCORDING TO / CONFORME / KONFORM / CONFORME / СООТВЕТСТВУЕТ / 合格  
UNI EN 14411 - G Bla



## FORMATI

SIZES / FORMATS / FORMATE / FORMATOS / ФОРМАТЫ / 规格



60X180  
24"X71"



20X180  
8"X71"



20X120  
8"X48"


## SUPERFICI

SURFACES / SURFACES / OBERFLÄCHEN / SUPERFICIES / ПОВЕРХНОСТИ / 表面



## COLORI

COLOURS / COULEURS / FARBEN / COLORES / ЦВЕТА / 颜色




A



BS



T



TS



W



G

# Kuni



KUNI 2018BS



KUNI 2018T



A



BS

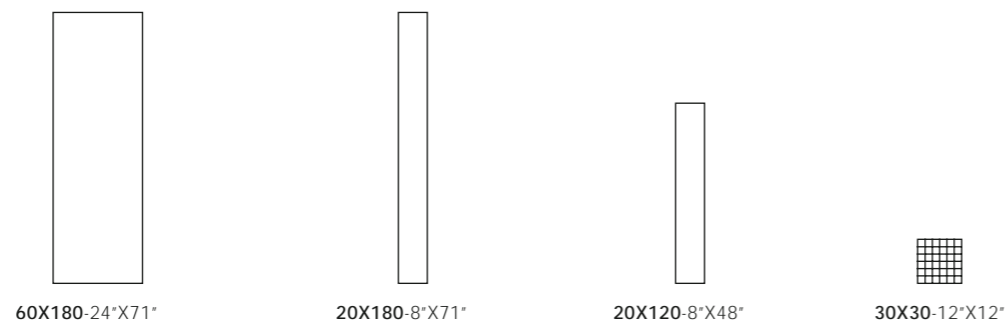


T

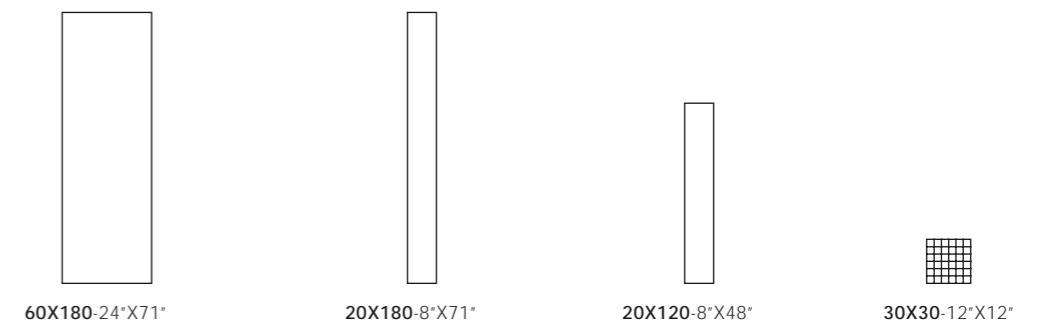


TS

Wood



			KUNI 18A	KUNI 2018A	KUNI 2012A	MK.KUNI 30A
			KUNI 18BS	KUNI 2018BS	KUNI 2012BS	MK.KUNI 30BS



			KUNI 18T	KUNI 2018T	KUNI 2012T	MK.KUNI 30T
			KUNI 18TS	KUNI 2018TS	KUNI 2012TS	MK.KUNI 30TS



W



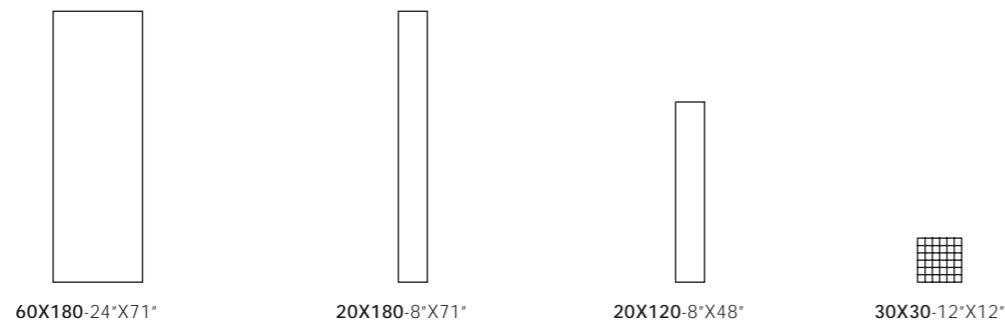
G



RASTY A MIX  
20X120-8"X48"



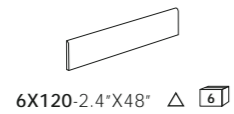
RASTY W MIX  
20X120-8"X48"



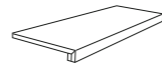
				KUNI 18W	KUNI 2018W	KUNI 2012W	MK.KUNI 30W
				KUNI 18G	KUNI 2018G	KUNI 2012G	MK.KUNI 30G

## PEZZI SPECIALI

SPECIAL PIECES / PIÈCES SPÉCIALES / SONDERPREISE / PIEZAS ESPECIALES / СПЕЦИАЛЬНЫЕ ЭЛЕМЕНТЫ / 特制件



6X120-2.4°X48° △ 6



120X32,5-48°X12.8° △ 2

A	KUNI BT120A	KUNI G120A
T	KUNI BT120T	KUNI G120T
BS	KUNI BT120BS	KUNI G120BS
TS	KUNI BT120TS	KUNI G120TS
W	KUNI BT120W	KUNI G120W
G	KUNI BT120G	KUNI G120G

## IMBALLI


PACKAGING / EMBALLAGES / VERPACKUNGEN / EMBALAJES / УПАКОВКИ / 包装

FORMATO NOMINALE NOMINAL SIZE	BORDO EDGE	SPESSORE THICKNESS	BOX			PALLET		
			PZ/BOX PCS/BOX	MQ/BOX SM/BOX	KG/BOX KG/BOX	BOX/PALLET BOXES/PALLET	MQ/PALLET SM/PALLET	KG/PALLET KG/PALLET
60X180-24°X71°	RECTIFIED	10	2	2,16	50,98	22	47,52	1141,63
20X180-8°X71°	RECTIFIED	10	3	1,08	27,90	45	48,60	1275,50
20X120-8°X48°	RECTIFIED	10	6	1,44	31,53	36	51,84	1154,90
30X30-12°X12° MOSAIC	RECTIFIED	10	6	0,54	11,29	48	25,92	561,87

## CARATTERISTICHE TECNICHE SPECIFICHE

TECHNICAL FEATURES SPECIFICATIONS / CARACTÉRISTIQUES TECHNIQUES SPÉCIFIQUE / TECHNISCHE EIGENSCHAFTEN  
CARACTERÍSTICAS TÉCNICAS ESPECÍFICAS / ТРЕБУЕМЫЕ ТЕХНИЧЕСКИЕ ХАРАКТЕРИСТИКИ / 特殊技术规格

KUNI	DIN 51130 (R)	DIN 51097 (A+B+C)	BCR REP. CEC 6/81		DM 14/6/89 N. 236		PENDULUM TEST BS (INGLESE)	PENDULUM TEST AS/NZS 4856:2004 (AUSTRALIANO)	PENDULUM TEST UNE ENV 12633:2003 (SPAGNOLO)	BOT 3000 (DCOF)
			G.A.	G.B.	C.A.	G.B.				
	R10	A+B	>0.4	>0.4	>0.4	>0.4	>36	>35	2	>0,42



KUNI 2012A



# Wood 1a4



Wood

## COLOR BODY PORCELAIN TILE

GRES PORCELLANATO COLORATO IN MASSA / GRÈS CÉRAME TEINTÉ DANS LA MASSE / EINGEFÄRBTES FEINSTEINZEUG  
GRES PORCELÁNICO COLOREADO EN MASA / КЕРАМОГРАНИТ ОКРАШЕННЫЙ В МАССЕ / 彩色通体瓷质砖

CONFORME / ACCORDING TO / CONFORME / KONFORM / CONFORME / СООТВЕТСТВУЕТ / 合格  
UNI EN 14411 - G BIa



## FORMATI

SIZES / FORMATS / FORMATE / FORMATOS / ФОРМАТЫ / 规格



30X120  
12"X48"

## SUPERFICI

SURFACES / SURFACES / OBERFLÄCHEN / SUPERFICIES / ПОВЕРХНОСТИ / 表面



## COLORI


COLOURS / COULEURS / FARBEN / COLORES / ЦВЕТА / 颜色







WRVR 3012BS RM



WRVR L3012BS RM

# Wood 1a4



WVNT 3012BS RM



WVNT 3012A RM

## ELEGANCE



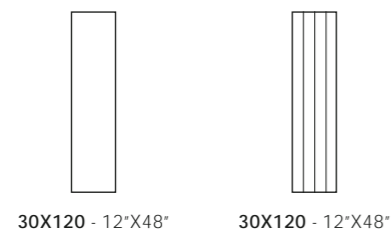
A

BS

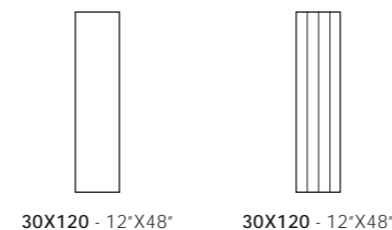


T

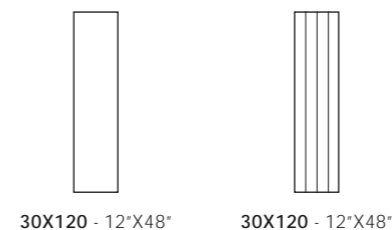
Wood



30X120 - 12°X48°      30X120 - 12°X48°



30X120 - 12°X48°      30X120 - 12°X48°



30X120 - 12°X48°      30X120 - 12°X48°



WCST 3012A RM  
WCST L3012A RM



WRVR 3012BS RM  
WRVR L3012BS RM



WTGK 3012T RM  
WTGK L3012T RM

## VINTAGE



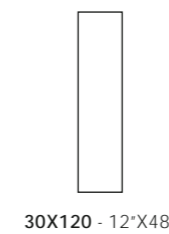
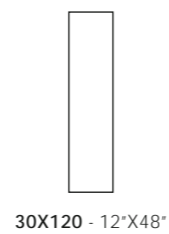
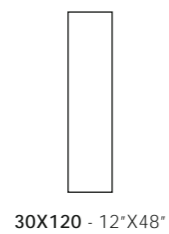
A



BS



T



			WVNT 3012A RM
			WVNT R3012A RM

			WVNT 3012BS RM
			WVNT R3012BS RM

			WVNT 3012T RM
			WVNT R3012T RM

# Wood 1a4

PEZZI SPECIALI / SPECIAL PIECES

PEZZI SPECIALI  
SPECIAL PIECES / PIÈCES SPÉCIALES / SONDERPREISE / PIEZAS ESPECIALES / СПЕЦИАЛЬНЫЕ ЭЛЕМЕНТЫ / 特制件

	6X120-2.4*X48°	120X30-48*X12°		20X60X4-8*X24*X2°
A	WCST BT120A	WCST G120A	A	WVNT E R60A
BS	WRVR BT120BS	WRVR G120BS	BS	WVNT E R60BS
T	WTGK BT120T	WTGK G120T	T	WVNT E R60T
	6X120-2.4*X48°	120X30-48*X12°		120X30-48*X12°
W	WVNT BT120A	WVNT G120A	A	WVNT G R120A
G	WVNT BT120BS	WVNT G120BS	BS	WVNT G R120BS
T	WVNT BT120T	WVNT G120T	T	WVNT G R120T

IMBALLI  
PACKAGING / EMBALLAGES / VERPACKUNGEN / EMBALAJES / УПАКОВКИ / 包装

FORMATO NOMINALE NOMINAL SIZE	BORDO EDGE	SPESSORE THICKNESS	BOX			PALLET		
			PZ/BOX PCS/BOX	MQ/BOX SM/BOX	KG/BOX KG/BOX	BOX/PALLET BOXES/PALLET	MQ/PALLET SM/PALLET	KG/PALLET KG/PALLET
30X120-12*X48°	RECTIFIED	10	4	1,44	32,52	32	46,08	1060,53

CARATTERISTICHE TECNICHE SPECIFICHE  
TECHNICAL FEATURES SPECIFICATIONS / CARACTÉRISTIQUES TECHNIQUES SPÉCIFIQUE / TECHNISCHE EIGENSCHAFTEN  
CARACTERÍSTICAS TÉCNICAS ESPECÍFICAS / ТРЕБУЕМЫЕ ТЕХНИЧЕСКИЕ ХАРАКТЕРИСТИКИ / 特殊技术规格

	DIN 51130 (R)	DIN 51097 (A+B+C)	BCR REP. CEC 6/81		DM 14/6/89 N. 236		PENDULUM TEST BS (INGLESE)	PENDULUM TEST AS/NZS 4856:2004 (AUSTRALIANO)	PENDULUM TEST UNE ENV 12633:2003 (SPAGNOLO)	BOT 3000 (DCOF)
			G.A.	G.B.	C.A.	G.B.				
WOOD 1a4	R9	A	>0.4	>0.4	>0.4	>0.4	>25	>25	1	>0,42
WOOD 1a4 R	R11	A	>0.4	>0.4	>0.4	>0.4	>36	>45	3	>0,42



WVNT 3012T RM

# Urbiko



## PORCELAIN TILE

GRES PORCELLANATO / GRÈS CÉRAME / FEINSTEINZEUG  
GRES PORCELÁNICO / ΚΕΡΑΜΟΓΡΑΝΙΤ / 瓷釉陶砖

CONFORME / ACCORDING TO / CONFORME / KONFORM / CONFORME / COOTBETCTBYET / 合格  
UNI EN 14411 - G BIa



## FORMATI

SIZES / FORMATS / FORMATE / FORMATOS / ΦΟΡΜΑΤΥ / 规格



15X60  
6"X24"

## SUPERFICI

SURFACES / SURFACES / OBERFLÄCHEN / SUPERFICIES / ПОВЕРХНОСТИ / 表面



## COLORI

COLOURS / COULEURS / FARBEN / COLORES / ЦВЕТА / 颜色







W



G



B



T

Wood



15X60-6\"/>



30X30-12\"/>



URBIKO 156W

MK.URWOOD 30W

URBIKO 156G

MK.URWOOD 30G



15X60-6\"/>



30X30-12\"/>



URBIKO 156B

MK.URWOOD 30B

URBIKO 156T

MK.URWOOD 30T

## PEZZI SPECIALI

SPECIAL PIECES / PIÈCES SPÉCIALES / SONDERPREISE / PIEZAS ESPECIALES / СПЕЦИАЛЬНЫЕ ЭЛЕМЕНТЫ / 特制件



7X60-2.7\*X24" △ 12

G	URBIKO BT760G
W	URBIKO BT760W
B	URBIKO BT760B
T	URBIKO BT760T

## IMBALLI

PACKAGING / EMBALLAGES / VERPACKUNGEN / EMBALAJES / УПАКОВКИ / 包装

FORMATO NOMINALE NOMINAL SIZE	BORDO EDGE	SPESSORE THICKNESS	BOX			PALLET		
			PZ/BOX PCS/BOX	MQ/BOX SM/BOX	KG/BOX KG/BOX	BOX/PALLET BOXES/PALLET	MQ/PALLET SM/PALLET	KG/PALLET KG/PALLET
15X60-6*X24"	NATURAL	9	14	1,26	24,64	50	63,00	1251,88
30X30-12*X12" MOSAIC	NATURAL	9	6	0,54	10,22	48	25,92	510,75

## CARATTERISTICHE TECNICHE SPECIFICHE

TECHNICAL FEATURES SPECIFICATIONS / CARACTÉRISTIQUES TECHNIQUES SPÉCIFIQUE / TECHNISCHE EIGENSCHAFTEN  
CARACTERÍSTICAS TÉCNICAS ESPECÍFICAS / ТРЕБУЕМЫЕ ТЕХНИЧЕСКИЕ ХАРАКТЕРИСТИКИ / 特殊技术规格

URBIKO 156	DIN 51130 (R)	DIN 51097 (A+B+C)	BCR REP. CEC 6/81		DM 14/6/89 N. 236		PENDULUM TEST BS (INGLESE)	PENDULUM TEST AS/NZS 4856:2004 (AUSTRALIANO)	PENDULUM TEST UNE ENV 12633:2003 (SPAGNOLO)	BOT 3000 (DCOF)
			G.A.	G.B.	C.A.	G.B.				
	R10	A	>0,4	>0,4	>0,4	>0,4	>36	>35	1	>0,42



# Riverside



## PORCELAIN TILE

GRES PORCELLANATO / GRÈS CÉRAMÉ / FEINSTEINZEUG  
GRES PORCELÁNICO / КЕРАМОГРАНИТ / 瓷釉陶砖

CONFORME / ACCORDING TO / CONFORME / KONFORM / CONFORME / COOTBETCTBYET / 合格  
UNI EN 14411 - G B1a



## FORMATI

SIZES / FORMATS / FORMATE / FORMATOS / ФОРМАТЫ / 规格



15X60  
6"X24"

## SUPERFICI

SURFACES / SURFACES / OBERFLÄCHEN / SUPERFICIES / ПОВЕРХНОСТИ / 表面



## COLORI

COLOURS / COULEURS / FARBEN / COLORES / ЦВЕТА / 颜色





DG



G



W



A

Wood



15X60-6"X24"

RIVERSIDE 156DG

RIVERSIDE 156G



15X60-6"X24"

RIVERSIDE 156W

RIVERSIDE 156A

# Riverside



T



RIVERSIDE 156T - RIVERSIDE R36G

Wood

## IMBALLI

PACKAGING / EMBALLAGES / VERPACKUNGEN / EMBALAJES / УПАКОВКИ / 包装

FORMATO NOMINALE NOMINAL SIZE	BORDO EDGE	SPESSORE THICKNESS	BOX			PALLET		
			PZ/BOX PCS/BOX	MQ/BOX SM/BOX	KG/BOX KG/BOX	BOX/PALLET BOXES/PALLET	MQ/PALLET SM/PALLET	KG/PALLET KG/PALLET
15X60-6"X24"	NATURAL	9	14	1,26	24,46	50	63,00	1243,00

## CARATTERISTICHE TECNICHE SPECIFICHE

TECHNICAL FEATURES SPECIFICATIONS / CARACTÉRISTIQUES TECHNIQUES SPÉCIFIQUE / TECHNISCHE EIGENSCHAFTEN  
CARACTERÍSTICAS TÉCNICAS ESPECÍFICAS / ТРЕБУЕМЫЕ ТЕХНИЧЕСКИЕ ХАРАКТЕРИСТИКИ / 特殊技术规格

RIVERSIDE 156	DIN 51130 (R)	DIN 51097 (A+B+C)	BCR REP. CEC 6/81		DM 14/6/89 N. 236		PENDULUM TEST BS (INGLESE)	PENDULUM TEST AS/NZS 4856:2004 (AUSTRALIANO)	PENDULUM TEST UNE ENV 12633:2003 (SPAGNOLO)	BOT 3000 (DCOF)
	R10	A	G.A.	G.B.	C.A.	G.B.	>25	-	1	AVERAGE VALUE
			>0,4	>0,4	>0,4	>0,4				>0,42



15X60-6"X24"

RIVERSIDE 156T



# #contemporary

<b>Tube</b> <sup>65</sup>	314
<b>Tube</b>	328
<b>Koshi</b>	340
<b>Habitat</b>	350
<b>Zero</b>	356

# Tube 65



## COLOR BODY PORCELAIN TILE

GRES PORCELLANATO COLORATO IN MASSA / GRÈS CÉRAMÉ TEINTÉ DANS LA MASSE / EINGEFÄRBTES FEINSTEINZEUG  
GRES PORCELÁNICO COLOREADO EN MASA / КЕРАМОГРАНИТ ОКРАШЕННЫЙ В МАССЕ / 彩色通体瓷质砖

CONFORME / ACCORDING TO / CONFORME / KONFORM / CONFORME / СООТВЕТСТВУЕТ / 合格  
UNI EN 14411 - G BIa



## FORMATI

SIZES / FORMATS / FORMATE / FORMATOS / ФОРМАТЫ / 规格



120X260  
48"X103"



120X120  
48"X48"



60X120  
24"X48"


## SUPERFICI

SURFACES / SURFACES / OBERFLÄCHEN / SUPERFICIES / ПОВЕРХНОСТИ / 表面




## COLORI

COLOURS / COULEURS / FARBEN / COLORES / ЦВЕТА / 颜色










T

Contemporary



120X260 - 48\*X103\*



120X120 - 48\*X48\*



60X120 - 24\*X48\*



TUBE6 260T RM

TUBE6 120T RM

TUBE6 12T RM




W


Contemporary



120X260 - 48"X103"



120X120 - 48"X48"




60X120 - 24"X48"



TUBE6 260W RM

TUBE6 120W RM

TUBE6 12W RM




G


Contemporary



120X260 - 48"X103"



120X120 - 48"X48"




60X120 - 24"X48"



TUBE6 260G RM

TUBE6 120G RM

TUBE6 12G RM




N

Contemporary



120X260 - 48"X103"



120X120 - 48"X48"



60X120 - 24"X48"



TUBE6 260N RM


TUBE6 120N RM

TUBE6 12N RM

# Tube 65



BRICKLANE 260  
120x260 - 48"x103"



CAMDEN 260  
120x260 - 48"x103"



CAMDEN 260 - TUBE 120G RM - BRICKLANE 260

# Tube



## COLOR BODY PORCELAIN TILE

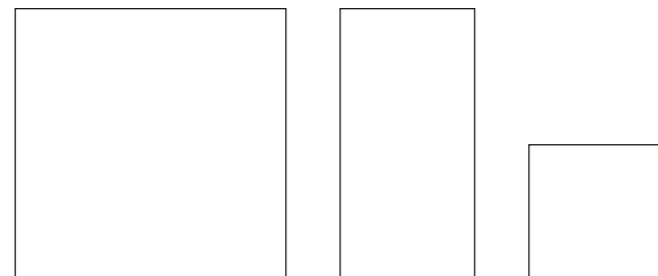
GRES PORCELLANATO COLORATO IN MASSA / GRÈS CÉRAME TEINTÉ DANS LA MASSE / EINGEFÄRBTES FEINSTEINZEUG  
GRES PORCELÁNICO COLOREADO EN MASA / КЕРАМОГРАНИТ ОКРАШЕННЫЙ В МАССЕ / 彩色通体瓷质砖

CONFORME / ACCORDING TO / CONFORME / KONFORM / CONFORME / СООТВЕТСТВУЕТ / 合格  
UNI EN 14411 - G BIa



## FORMATI

SIZES / FORMATS / FORMATE / FORMATOS / ФОРМАТЫ / 规格



120X120  
48"X48"

60X120  
24"X48"

60X60  
24"X24"


## SUPERFICI

SURFACES / SURFACES / OBERFLÄCHEN / SUPERFICIES / ПОВЕРХНОСТИ / 表面



## COLORI

COLOURS / COULEURS / FARBEN / COLORES / ЦВЕТА / 颜色



# Tube









# Tube

# Tube




T

W



120X120 - 48"x48"



60X120 - 24"x48"



60X60 - 24"x24"



30X30 - 12"x12"



120X120 - 48"x48"



60X120 - 24"x48"



60X60 - 24"x24"



30X30 - 12"x12"



TUBE 120T RM

TUBE 12T RM

TUBE 60T RM

MK.TUBE 30T




TUBE 120W RM

TUBE 12W RM

TUBE 60W RM


MK.TUBE 30W



G

N

Contemporary



120X120 - 48"x48"




60X120 - 24"x48"



60X60 - 24"x24"



30X30 - 12"x12"



120X120 - 48"x48"



60X120 - 24"x48"



60X60 - 24"x24"



30X30 - 12"x12"



TUBE 120G RM

TUBE 12G RM

TUBE 60G RM

MK.TUBE 30G



TUBE 120N RM

TUBE 12N RM

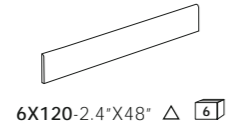
TUBE 60N RM

MK.TUBE 30N

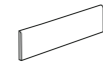
# Tube

## PEZZI SPECIALI

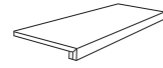
SPECIAL PIECES / PIÈCES SPÉCIALES / SONDERPREISE / PIEZAS ESPECIALES / СПЕЦИАЛЬНЫЕ ЭЛЕМЕНТЫ / 特制件



6X120-2.4\"/>



6X60-2.4\"/>



120X32,5-48\"/>

T	TUBE BT120T	TUBE BT60T	TUBE G120T
W	TUBE BT120W	TUBE BT60W	TUBE G120W
G	TUBE BT120G	TUBE BT60G	TUBE G120G
N	TUBE BT120N	TUBE BT60N	TUBE G120N

## IMBALLI

PACKAGING / EMBALLAGES / VERPACKUNGEN / EMBALAJES / УПАКОВКИ / 包装

FORMATO NOMINALE NOMINAL SIZE	BORDO EDGE	SPESSORE THICKNESS	BOX			PALLET		
			PZ/BOX PCS/BOX	MQ/BOX SM/BOX	KG/BOX KG/BOX	BOX/PALLET BOXES/PALLET	MQ/PALLET SM/PALLET	KG/PALLET KG/PALLET
120X260-48\"/>	RECTIFIED	6,5	1	3,12	49,02	20	62,40	1000,40
120X120-48\"/>	RECTIFIED	6,5	2	2,88	45,74	30	86,40	1392,13
60X120-24\"/>	RECTIFIED	6,5	4	2,88	43,98	16	46,08	723,60
120X120-48\"/>	RECTIFIED	10	1	1,44	34,73	36	51,84	1270,10
60X120-24\"/>	RECTIFIED	10	2	1,44	33,99	30	43,20	1039,63
60X60-24\"/>	RECTIFIED	10	3	1,08	25,31	40	43,20	1032,50
30X30-12\"/>	RECTIFIED	10	6	0,54	11,71	48	25,92	581,96

## CARATTERISTICHE TECNICHE SPECIFICHE

TECHNICAL FEATURES SPECIFICATIONS / CARACTÉRISTIQUES TECHNIQUES SPÉCIFIQUE / TECHNISCHE EIGENSCHAFTEN  
CARACTERÍSTICAS TÉCNICAS ESPECÍFICAS / ТРЕБУЕМЫЕ ТЕХНИЧЕСКИЕ ХАРАКТЕРИСТИКИ / 特殊技术规格

TUBE	DIN 51130 (R)	DIN 51097 (A+B+C)	BCR REP. CEC 6/81		DM 14/6/89 N. 236		PENDULUM TEST BS (INGLESE)	PENDULUM TEST AS/NZS 4856:2004 (AUSTRALIANO)	PENDULUM TEST UNE ENV 12633:2003 (SPAGNOLO)	BOT 3000 (DCOF)
			G.A.	G.B.	C.A.	G.B.				
TUBE	R9	A	-	-	-	-	>25	>25	1	>0,42



TUBE 120T RM - BRICKLANE 260

# Koshi



## COLOR BODY PORCELAIN TILE

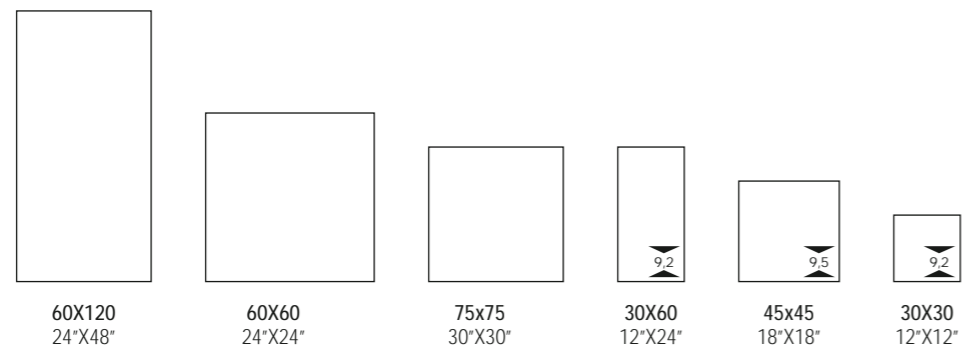
GRES PORCELLANATO COLORATO IN MASSA / GRÈS CÉRAME TEINTÉ DANS LA MASSE / EINGEFÄRBTES FEINSTEINZEUG  
GRES PORCELÁNICO COLOREADO EN MASA / КЕРАМОГРАНИТ ОКРАШЕННЫЙ В МАССЕ / 彩色通体瓷质砖

CONFORME / ACCORDING TO / CONFORME / KONFORM / CONFORME / СООТВЕТСТВУЕТ / 合格  
UNI EN 14411 - G BIa




## FORMATI

SIZES / FORMATS / FORMATE / FORMATOS / ФОРМАТЫ / 规格



## SUPERFICI

SURFACES / SURFACES / OBERFLÄCHEN / SUPERFICIES / ПОВЕРХНОСТИ / 表面



## COLORI

COLOURS / COULEURS / FARBEN / COLORES / ЦВЕТА / 颜色





A



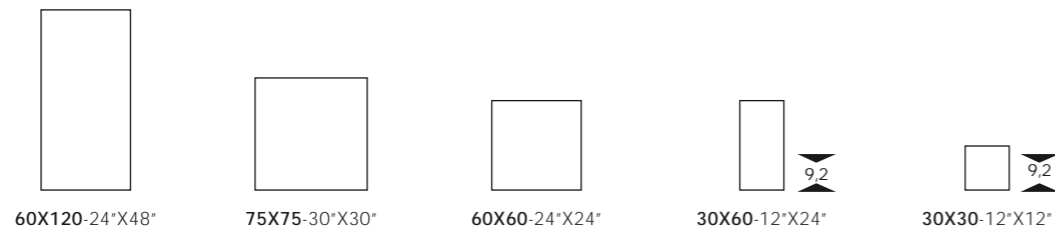
B



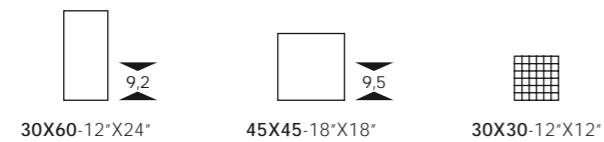
CE



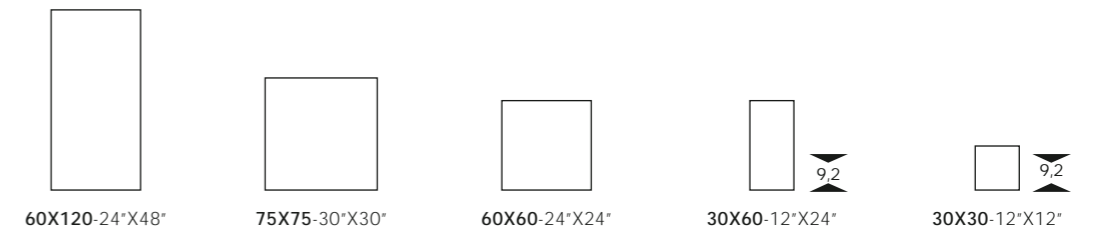
T



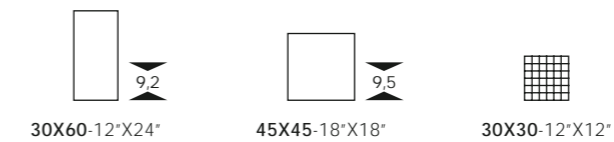
				KOSHI 12A	KOSHI 75A	KOSHI 60A	KOSHI 36A R	KOSHI 30A R
				KOSHI 12B	KOSHI 75B	KOSHI 60B	KOSHI 36B R	KOSHI 30B R



			KOSHI 36A	KOSHI 45A	MK.KOSHI 30A
			KOSHI 36B	KOSHI 45B	MK.KOSHI 30B



				KOSHI 12CE	KOSHI 75CE	KOSHI 60CE	KOSHI 36CE R	KOSHI 30CE R
				KOSHI 12T	KOSHI 75T	KOSHI 60T	KOSHI 36T R	KOSHI 30T R



			KOSHI 36CE	KOSHI 45CE	MK.KOSHI 30CE
			KOSHI 36T	KOSHI 45T	MK.KOSHI 30T




W



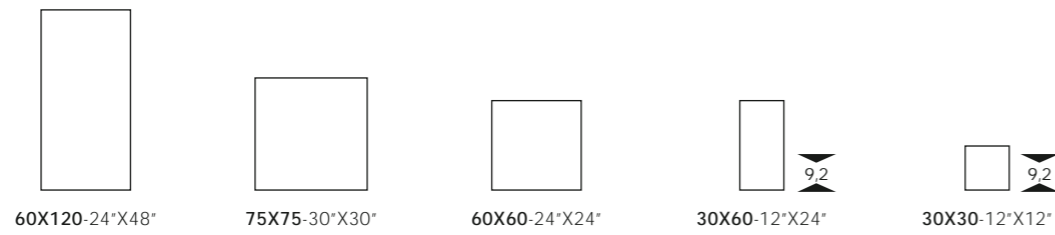
G



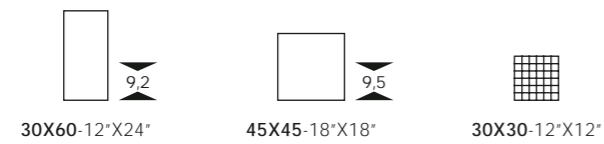
DG



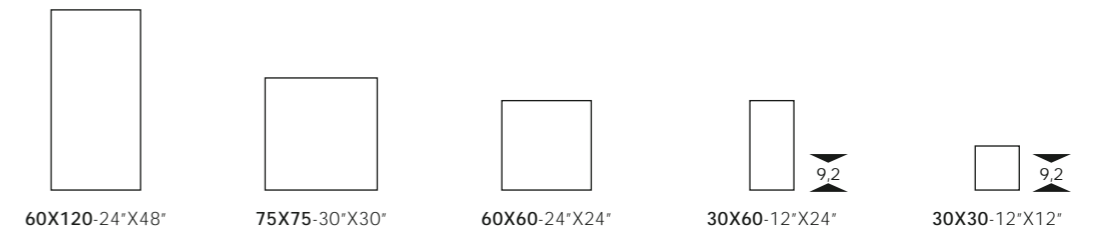
N



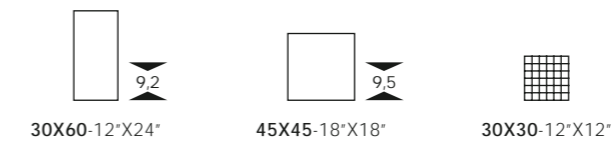
			KOSHI 12W	KOSHI 75W	KOSHI 60W	KOSHI 36W R	KOSHI 30W R
			KOSHI 12G	KOSHI 75G	KOSHI 60G	KOSHI 36G R	KOSHI 30G R



			KOSHI 36W	KOSHI 45W	MK.KOSHI 30W
			KOSHI 36G	KOSHI 45G	MK.KOSHI 30G



			KOSHI 12DG	KOSHI 75DG	KOSHI 60DG	KOSHI 36DG R	KOSHI 30DG R
			KOSHI 12N	KOSHI 75N	KOSHI 60N	KOSHI 36N R	KOSHI 30N R





			KOSHI 36DG	KOSHI 45DG	MK.KOSHI 30DG
			KOSHI 36N	KOSHI 45N	MK.KOSHI 30N





KOSHI A1  
60X60-24\*X24\*  



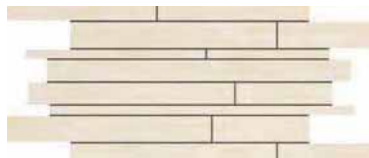
KOSHI B1  
60X60-24\*X24\*  






KOSHI W1  
60X60-24\*X24\*  





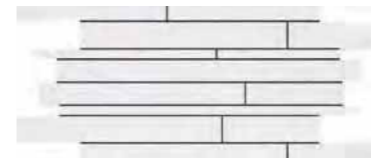
KOSHI G1  
60X60-24\*X24\*  






MU.KOSHI 36A  
30X60-12\*X24\*  




MU.KOSHI 36B  
30X60-12\*X24\*  





MU.KOSHI 36W  
30X60-12\*X24\*  





MU.KOSHI 36G  
30X60-12\*X24\*  





KOSHI CE1  
60X60-24\*X24\*  





KOSHI T1  
60X60-24\*X24\*  





KOSHI DG1  
60X60-24\*X24\*  





KOSHI N1  
60X60-24\*X24\*  





MU.KOSHI 36CE  
30X60-12\*X24\*  





MU.KOSHI 36T  
30X60-12\*X24\*  



MU.KOSHI 36DG  
30X60-12\*X24\*  

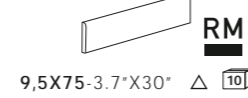
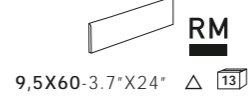
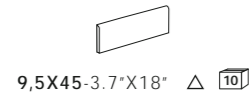


MU.KOSHI 36N  
30X60-12\*X24\*  

# Koshi

## PEZZI SPECIALI

SPECIAL PIECES / PIÈCES SPÉCIALES / SONDERPREISE / PIEZAS ESPECIALES / СПЕЦИАЛЬНЫЕ ЭЛЕМЕНТЫ / 特制件



A	KOSHI BT 45A	KOSHI BT 60A	KOSHI BT75A	KOSHI S60A
B	KOSHI BT 45B	KOSHI BT 60B	KOSHI BT75B	KOSHI S60B
CE	KOSHI BT 45CE	KOSHI BT 60CE	KOSHI BT75CE	KOSHI S60CE
T	KOSHI BT 45T	KOSHI BT 60T	KOSHI BT75T	KOSHI S60T
W	KOSHI BT 45W	KOSHI BT 60W	KOSHI BT75W	KOSHI S60W
G	KOSHI BT 45G	KOSHI BT 60G	KOSHI BT75G	KOSHI S60G
DG	KOSHI BT 45DG	KOSHI BT 60DG	KOSHI BT75DG	KOSHI S60DG
N	KOSHI BT 45N	KOSHI BT 60N	KOSHI BT75N	KOSHI S60N

## IMBALLI

PACKAGING / EMBALLAGES / VERPACKUNGEN / EMBALAJES / УПАКОВКИ / 包装

FORMATO NOMINALE NOMINAL SIZE	BORDO EDGE	SPESSORE THICKNESS	BOX			PALLET		
			PZ/BOX PCS/BOX	MQ/BOX SM/BOX	KG/BOX KG/BOX	BOX/PALLET BOXES/PALLET	MQ/PALLET SM/PALLET	KG/PALLET KG/PALLET
60X120-24°X48°	RECTIFIED	10	2	1,44	35,37	27	38,88	974,96
60X60-24°X24	RECTIFIED	10	3	1,08	26,01	32	34,56	852,20
30X60-12°X24°	RECTIFIED	9,2	6	1,08	22,95	48	51,84	1121,60
30X60-12°X24°	NATURAL	9,2	6	1,08	24,01	48	51,84	1172,60
30X30-12°X12°	RECTIFIED	9,2	15	1,35	26,69	40	54,00	1087,75
75X75-30°X30°	RECTIFIED	10	2	1,13	26,75	45	50,63	1223,75
45X45-18°X18°	NATURAL	9,5	5	1,01	22,23	33	33,41	753,43
30X30-12°X12° MOSAIC	RECTIFIED	9,2	4	0,36	6,83	72	25,92	511,62

## CARATTERISTICHE TECNICHE SPECIFICHE

TECHNICAL FEATURES SPECIFICATIONS / CARACTÉRISTIQUES TECHNIQUES SPÉCIFIQUE / TECHNISCHE EIGENSCHAFTEN  
CARACTERÍSTICAS TÉCNICAS ESPECÍFICAS / ТРЕБУЕМЫЕ ТЕХНИЧЕСКИЕ ХАРАКТЕРИСТИКИ / 特殊技术规格

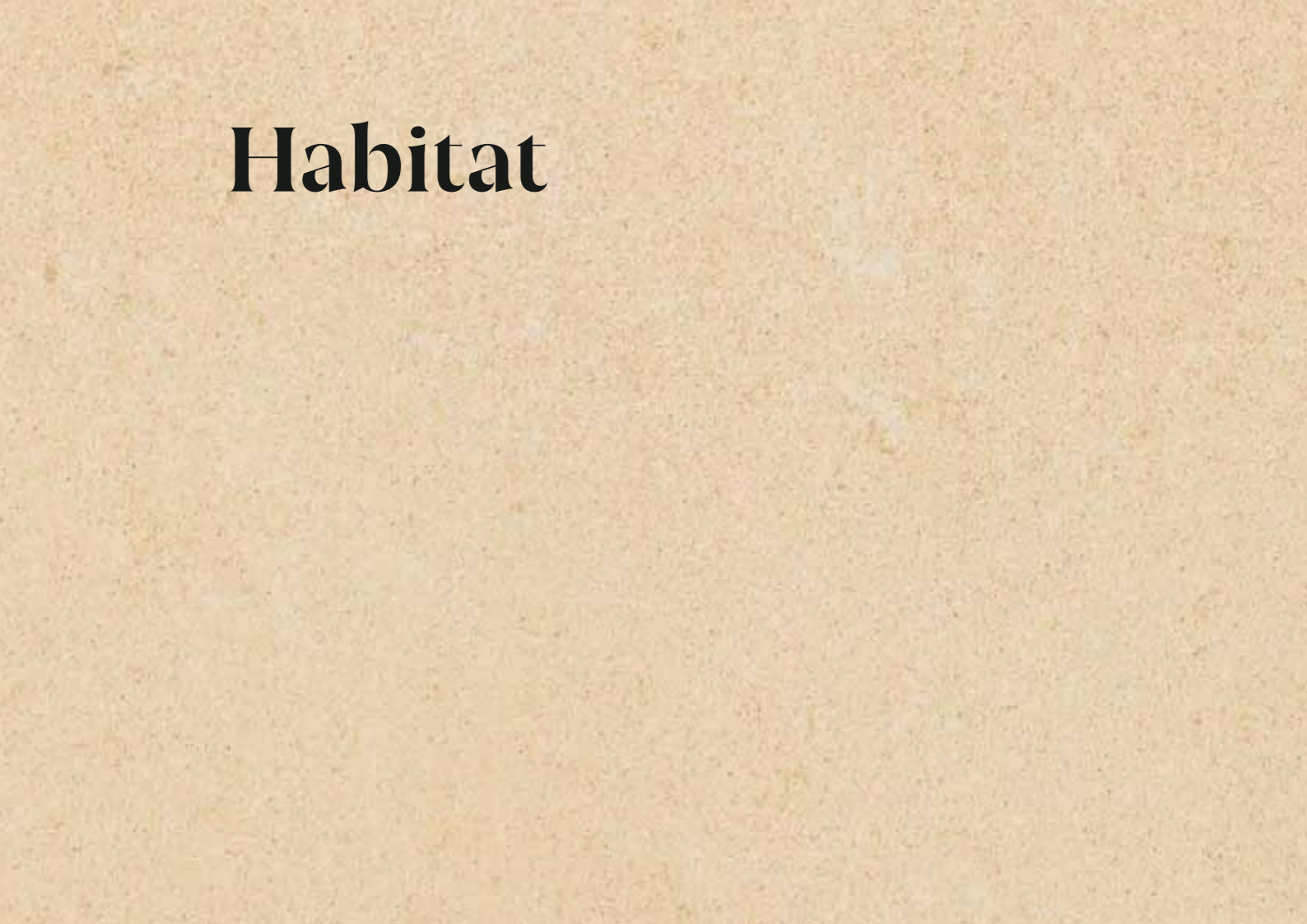
KOSHI	DIN 51130 (R)	DIN 51097 (A+B+C)	BCR REP. CEC 6/81		DM 14/6/89 N. 236		PENDULUM TEST BS (INGLESE)	PENDULUM TEST AS/NZS 4856:2004 (AUSTRALIANO)	PENDULUM TEST UNE ENV 12633:2003 (SPAGNOLO)	BOT 3000 (DCOF)
			G.A.	G.B.	C.A.	G.B.				
	R9	A	>0.4	>0.4	>0.4	>0.4	-	-	-	>0,42



KOSHI 36T - KOSHI 60T - MU.KOSHI 36T



# Habitat



## PORCELAIN TILE

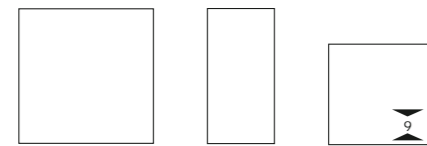
GRES PORCELLANATO / GRÉS CÉRAMÉ / FEINSTEINZEUG  
GRES PORCELÁNICO / КЕРАМОГРАНИТ / 瓷釉陶砖

CONFORME / ACCORDING TO / CONFORME / KONFORM / CONFORME / COOTBETCTBYET / 合格  
UNI EN 14411 - G BIa



## FORMATI

SIZES / FORMATS / FORMATE / FORMATOS / ФОРМАТЫ / 规格



60X60  
24"X24"

30X60  
12"X24"

45X45  
18"X18"


## SUPERFICI

SURFACES / SURFACES / OBERFLÄCHEN / SUPERFICIES / ПОВЕРХНОСТИ / 表面



## COLORI

COLOURS / COULEURS / FARBEN / COLORES / ЦВЕТА / 颜色






A



CE



W



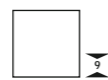
N



60X60-24"X24"



30X60-12"X24"



45X45 -18"X18"



30X60-12"X24"



HABITAT 60A

HABITAT 36A

HABITAT 45A

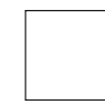
MU.HABITAT 36A

HABITAT 60CE

HABITAT 36CE

HABITAT 45CE


MU.HABITAT 36CE



60X60-24"X24"




30X60-12"X24"



45X45 -18"X18"



30X60-12"X24"



HABITAT 60W

HABITAT 36W

HABITAT 45W

MU.HABITAT 36W

HABITAT 60N

HABITAT 36N

HABITAT 45N

MU.HABITAT 36N













G



DG

### PEZZI SPECIALI

SPECIAL PIECES / PIÈCES SPÉCIALES / SONDERPREISE / PIEZAS ESPECIALES / СПЕЦИАЛЬНЫЕ ЭЛЕМЕНТЫ / 特制件

	9,5X45-3.7°X18°  	9,5X60-3.7°X24°  
 A	HABITAT BT 45A	HABITAT BT60A
 CE	HABITAT BT 45CE	HABITAT BT60CE
 W	HABITAT BT 45W	HABITAT BT60W
 N	HABITAT BT 45N	HABITAT BT60N
 G	HABITAT BT 45G	HABITAT BT60G
 DG	HABITAT BT 45DG	HABITAT BT60DG

### IMBALLI

PACKAGING / EMBALLAGES / VERPACKUNGEN / EMBALAJES / УПАКОВКИ / 包装

FORMATO NOMINALE NOMINAL SIZE	BORDO EDGE	SPESSORE THICKNESS	BOX			PALLET		
			PZ/BOX PCS/BOX	MQ/BOX SM/BOX	KG/BOX KG/BOX	BOX/PALLET BOXES/PALLET	MQ/PALLET SM/PALLET	KG/PALLET KG/PALLET
60X60-24°X24	NATURAL	10	3	1,08	25,22	32	34,56	826,93
30X60-12°X24°	NATURAL	10	6	1,08	22,94	48	51,84	1121,20
45X45-18°X18°	NATURAL	9	5	1,01	21,25	33	33,41	721,25
30X60-12°X24° MOSAIC	NATURAL	10	4	0,72	14,65	39	28,08	591,35

### CARATTERISTICHE TECNICHE SPECIFICHE


TECHNICAL FEATURES SPECIFICATIONS / CARACTÉRISTIQUES TECHNIQUES SPÉCIFIQUE / TECHNISCHE EIGENSCHAFTEN  
CARACTERÍSTICAS TÉCNICAS ESPECÍFICAS / ТРЕБУЕМЫЕ ТЕХНИЧЕСКИЕ ХАРАКТЕРИСТИКИ / 特殊技术规格

HABITAT	DIN 51130 (R)	DIN 51097 (A+B+C)	BCR REP. CEC 6/81		DM 14/6/89 N. 236		PENDULUM TEST BS (INGLESE)	PENDULUM TEST AS/NZS 4856:2004 (AUSTRALIANO)	PENDULUM TEST UNE ENV 12633:2003 (SPAGNOLO)	BOT 3000 (DCOF)
			G.A.	G.B.	C.A.	G.B.				
	R9	A	>0,4	>0,4	>0,4	>0,4	-	-	1	>0,42



60X60-24°X24°	30X60-12°X24°	45X45-18°X18°	30X60-12°X24°
HABITAT 60G	HABITAT 36G	HABITAT 45G	MU.HABITAT 36G
HABITAT 60DG	HABITAT 36DG	HABITAT 45DG	MU.HABITAT 36DG

# Zero



## TECHNICAL PORCELAIN TILE

GRES PORCELLANATO TECNICO / GRÈS CÉRAME TECHNIQUE / TECHNISCHES FEINSTEINZEUG  
GRES PORCELÁNICO TÉCNICO / ТЕХНИЧЕСКИЙ КЕРАМОГРАНИТ / 高技术含量瓷釉陶砖

CONFORME / ACCORDING TO / CONFORME / KONFORM / CONFORME / COOTBETCTBYET / 合格  
UNI EN 14411 - G BIa



## FORMATI

SIZES / FORMATS / FORMATE / FORMATOS / ФОРМАТЫ / 规格



30X30  
12"X12"

## SUPERFICI



SURFACES / SURFACES / OBERFLÄCHEN / SUPERFICIES / ПОВЕРХНОСТИ / 表面



## COLORI

COLOURS / COULEURS / FARBEN / COLORES / ЦВЕТА / 颜色






□  
30X30-12"X12"


	<input type="checkbox"/> N <input type="checkbox"/>	ZERO A 30
	<input type="checkbox"/> N <input type="checkbox"/>	ZERO A 30RB
	<input type="checkbox"/> N <input type="checkbox"/>	ZERO S 30
	<input type="checkbox"/> N <input type="checkbox"/>	ZERO S 30RB
	<input type="checkbox"/> N <input type="checkbox"/>	ZERO TO 30
	<input type="checkbox"/> N <input type="checkbox"/>	ZERO TO 30RB
	<input type="checkbox"/> N <input type="checkbox"/>	ZERO CE 30
	<input type="checkbox"/> N <input type="checkbox"/>	ZERO CE 30RB
	<input type="checkbox"/> N <input type="checkbox"/>	ZERO MU 30
	<input type="checkbox"/> N <input type="checkbox"/>	ZERO MU 30RB

□  
30X30-12"X12"

	<input type="checkbox"/> N <input type="checkbox"/>	ZERO T 30
	<input type="checkbox"/> N <input type="checkbox"/>	ZERO T 30RB
	<input type="checkbox"/> N <input type="checkbox"/>	ZERO GH 30
	<input type="checkbox"/> N <input type="checkbox"/>	ZERO GH 30RB
	<input type="checkbox"/> N <input type="checkbox"/>	ZERO G 30
	<input type="checkbox"/> N <input type="checkbox"/>	ZERO G 30RB
	<input type="checkbox"/> N <input type="checkbox"/>	ZERO DG 30
	<input type="checkbox"/> N <input type="checkbox"/>	ZERO DG 30RB
	<input type="checkbox"/> N <input type="checkbox"/>	ZERO N 30
	<input type="checkbox"/> N <input type="checkbox"/>	ZERO N 30RB



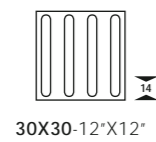
W



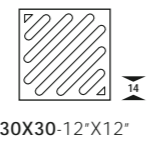
J



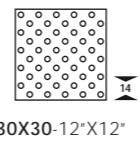
N



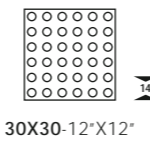
30X30-12\*X12"



30X30-12\*X12"



30X30-12\*X12"



30X30-12\*X12"


### PEZZI SPECIALI

SPECIAL PIECES / PIÈCES SPÉCIALES / SONDERPREISE / PIEZAS ESPECIALES / СПЕЦИАЛЬНЫЕ ЭЛЕМЕНТЫ / 特制件

A		ZERO QF A	ZERO OCF A	ZERO ICF A	ZERO S30A
S		ZERO QF S	ZERO OCF S	ZERO ICF S	ZERO S30S
TO		ZERO QF TO	ZERO OCF TO	ZERO ICF TO	ZERO S30TO
CE		ZERO QF CE	ZERO OCF CE	ZERO ICF CE	ZERO S30CE
MU		ZERO QF MU	ZERO OCF MU	ZERO ICF MU	ZERO S30MU
T		ZERO QF T	ZERO OCF T	ZERO ICF T	ZERO S30T
GH		ZERO QF GH	ZERO OCF GH	ZERO ICF GH	ZERO S30GH
G		ZERO QF G	ZERO OCF G	ZERO ICF G	ZERO S30G
DG		ZERO QF DG	ZERO OCF DG	ZERO ICF DG	ZERO S30DG
N		ZERO QF N	ZERO OCF N	ZERO ICF N	ZERO S30N

A		ZERO BT30A	ZERO QR 30 A			
S		ZERO BT30S	ZERO ICL S	ZERO OCL S	ZERO QL 30 S	
TO		ZERO BT30TO				
CE		ZERO BT30CE				
MU		ZERO BT30MU				
T		ZERO BT30T				
GH		ZERO BT30GH				
G		ZERO BT30G				
DG		ZERO BT30DG				
N		ZERO BT30N				

# Zero

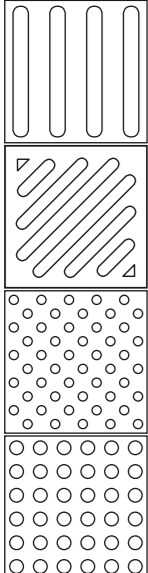
## IMBALLI

PACKAGING / EMBALLAGES / VERPACKUNGEN / EMBALAJES / УПАКОВКИ / 包装

FORMATO NOMINALE NOMINAL FORMAT	BORDO EDGE	SPESSORE THICKNESS	BOX			PALLET		
			PZ/BOX PCS/BOX	MQ/BOX SM/BOX	KG/BOX KG/BOX	BOX/PALLET BOXES/PALLET	MQ/PALLET SM/PALLET	KG/PALLET KG/PALLET
30X30-12*X12"	NATURAL	8	15	1,35	23,19	40	54,00	947,50
30X30-12*X12"	NATURAL	14	9	0,81	17,737	40	32,40	725,48

## CARATTERISTICHE TECNICHE SPECIFICHE

TECHNICAL FEATURES SPECIFICATIONS / CARACTÉRISTIQUES TECHNIQUES SPÉCIFIQUE / TECHNISCHE EIGENSCHAFTEN  
CARACTERÍSTICAS TÉCNICAS ESPECÍFICAS / ТРЕБУЕМЫЕ ТЕХНИЧЕСКИЕ ХАРАКТЕРИСТИКИ / 特殊技术规格

	DIN 51130 (R)	DIN 51097 (A+B+C)	BCR REP. CEC 6/81		DM 14/6/89 N. 236		PENDULUM TEST BS (INGLESE)	PENDULUM TEST AS/NZS 4856:2004 (AUSTRALIANO)	PENDULUM TEST UNE ENV 12633:2003 (SPAGNOLO)	BOT 3000 (DCOF)
			G.A.	G.B.	C.A.	G.B.				
ZERO	R9	A	>0,4	>0,4	>0,4	>0,4	>25	>35	1	>0,42
ZERO RB	R11	A	>0,4	>0,4	>0,4	>0,4	>36	>54	3	>0,42
	R11	B+C	>0,4	>0,4	>0,4	>0,4	>36	>54	3	>0,42



ZERO A 30 - ZERO G 30 - ZERO GH 30 - ZERO T 30 - ZERO N 20AS



# #high performance

Parade	366
Concrete Project	386
Micron 2.0	394
Re_Micron	402
Micron	410



# Parade



## THROUGH-BODY PORCELAIN TILE

HIGH PERFORMANCE + RESTORABLE POLISHED FINISH \*

GRES PORCELLANATO A TUTTA MASSA / GRES CÉRAME PLEINE MASSE / DURCHGEFÄRBTES FEINSTEINZEUG  
GRES PORCELÁNICO A TODA MASA / ПОЛНОТЕЛЫЙ КЕРАМОГРАНИТ / 通体瓷质砖

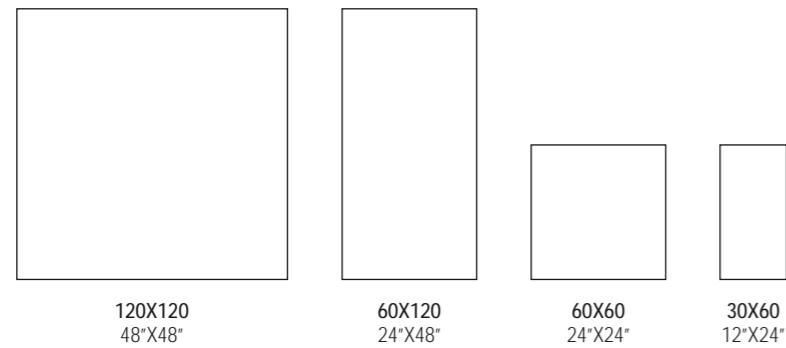
CONFORME / ACCORDING TO / CONFORME / KONFORM / CONFORME / СООТВЕТСТВУЕТ / 合格  
UNI EN 14411 - G B1a

\* on account of the nature of the product that maintains its aesthetic characteristics throughout the entire body of the material, the polished finish can be restored to eliminate any small surface marks that may have been generated by years of foot traffic.




## FORMATI

SIZES / FORMATS / FORMATE / FORMATOS / ФОРМАТЫ / 规格



## SUPERFICI

SURFACES / SURFACES / OBERFLÄCHEN / SUPERFICIES / ПОВЕРХНОСТИ / 表面



## COLORI

COLOURS / COULEURS / FARBEN / COLORES / ЦВЕТА / 颜色





PRDE DK 12W LV - PRDE 120W LV - PRTU 120W RM


# Parade



PRDE 120A RM - PRTU 12A RM





PRDE 120A RM - PRDE DK 12DG LV - PRTU 12A RM - PRDE 120A LV




# Parade

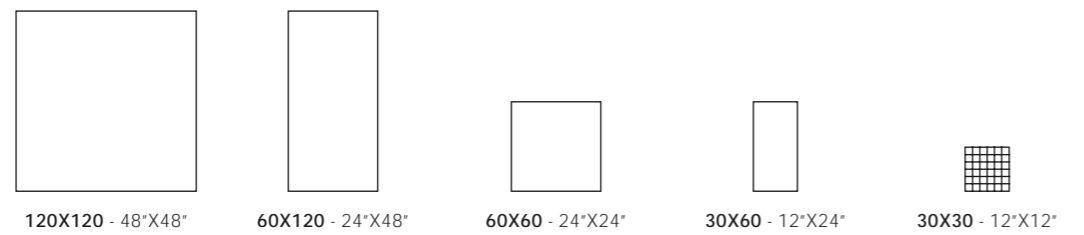




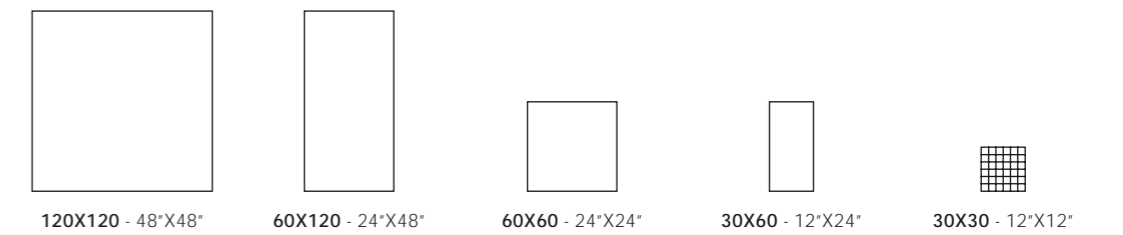
DG



G



			PRDE 120DG RM	PRDE 12DG RM	PRDE 60DG RM	PRDE 36DG RM	MK.PRDE 30DG
			PRDE RB120DG RM	PRDE RB12DG RM	PRDE RB60DG RM		
			PRDE 120DG LV	PRDE 12DG LV	PRDE 60DG LV		
			PRTU 120DG RM	PRTU 12DG RM	PRTU 60DG RM	PRTU 36DG RM	MK.PRTU 30DG
			PRTU 120DG LV	PRTU 12DG LV	PRTU 60DG LV		



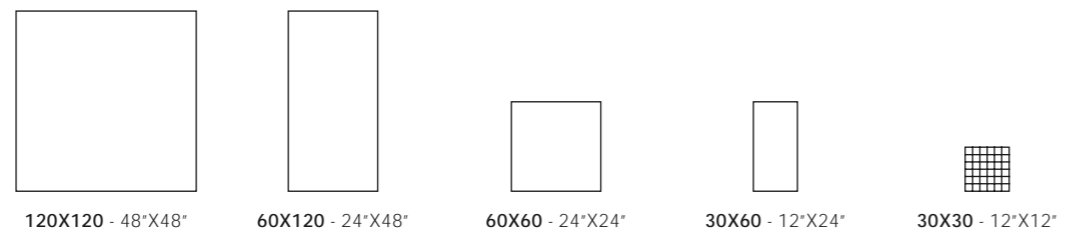
			PRDE 120G RM	PRDE 12G RM	PRDE 60G RM	PRDE 36G RM	MK.PRDE 30G
			PRDE RB120G RM	PRDE RB12G RM	PRDE RB60G RM		
			PRDE 120G LV	PRDE 12G LV	PRDE 60G LV		
			PRTU 120G RM	PRTU 12G RM	PRTU 60G RM	PRTU 36G RM	MK.PRTU 30G
			PRTU 120G LV	PRTU 12G LV	PRTU 60G LV		



AG

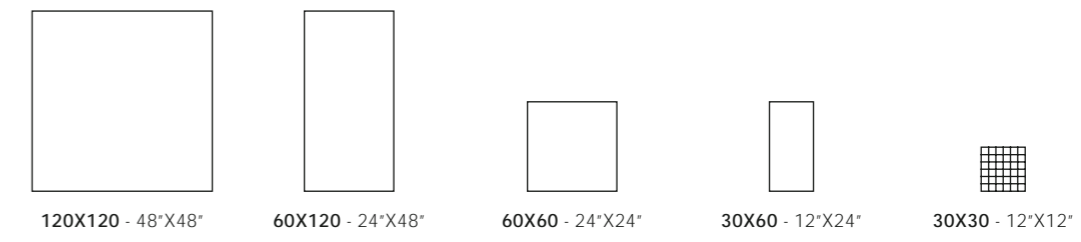


W



120X120 - 48"X48"	60X120 - 24"X48"	60X60 - 24"X24"	30X60 - 12"X24"	30X30 - 12"X12"
PRDE 120AG RM	PRDE 12AG RM	PRDE 60AG RM	PRDE 36AG RM	MK.PRDE 30AG
PRDE RB120AG RM	PRDE RB12AG RM	PRDE RB60AG RM		
PRDE 120AG LV	PRDE 12AG LV	PRDE 60AG LV		
PRTU 120AG RM	PRTU 12AG RM	PRTU 60AG RM	PRTU 36AG RM	MK.PRTU 30AG
PRTU 120AG LV	PRTU 12AG LV	PRTU 60AG LV		

- N ○
- N ○
- L ◇
- N ○
- L ◇



120X120 - 48"X48"	60X120 - 24"X48"	60X60 - 24"X24"	30X60 - 12"X24"	30X30 - 12"X12"
PRDE 120W RM	PRDE 12W RM	PRDE 60W RM	PRDE 36W RM	MK.PRDE 30W
PRDE RB120W RM	PRDE RB12W RM	PRDE RB60W RM		
PRDE 120W LV	PRDE 12W LV	PRDE 60W LV		
PRTU 120W RM	PRTU 12W RM	PRTU 60W RM	PRTU 36W RM	MK.PRTU 30W
PRTU 120W LV	PRTU 12W LV	PRTU 60W LV		

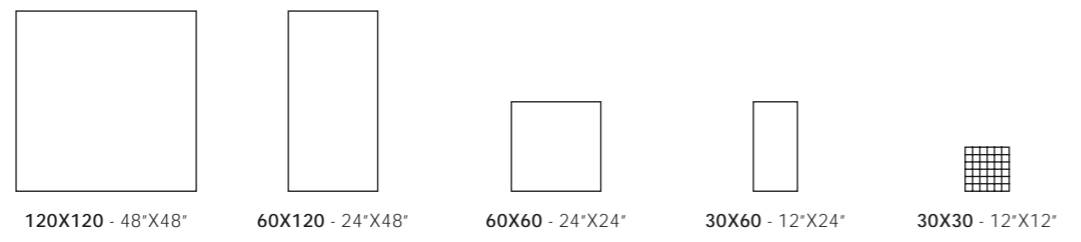
- N ○
- N ○
- L ◇
- N ○
- L ◇



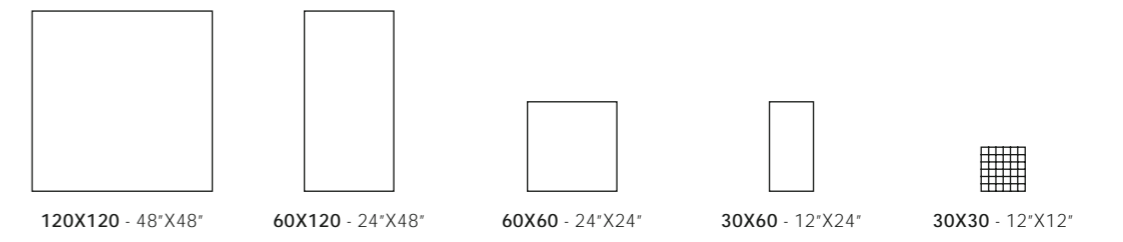
A



B



			PRDE 120A RM	PRDE 12A RM	PRDE 60A RM	PRDE 36A RM	MK.PRDE 30A
			PRDE RB120A RM	PRDE RB12A RM	PRDE RB60A RM		
			PRDE 120A LV	PRDE 12A LV	PRDE 60A LV		
			PRTU 120A RM	PRTU 12A RM	PRTU 60A RM	PRTU 36A RM	MK.PRTU 30A
			PRTU 120A LV	PRTU 12A LV	PRTU 60A LV		



			PRDE 120B RM	PRDE 12B RM	PRDE 60B RM	PRDE 36B RM	MK.PRDE 30B
			PRDE RB120B RM	PRDE RB12B RM	PRDE RB60B RM		
			PRDE 120B LV	PRDE 12B LV	PRDE 60B LV		
			PRTU 120B RM	PRTU 12B RM	PRTU 60B RM	PRTU 36B RM	MK.PRTU 30B
			PRTU 120B LV	PRTU 12B LV	PRTU 60B LV		





PRDE DK 12DG LV  
60X120-24°X48°



PRDE DK 12G LV  
60X120-24°X48°



PRDE DK 12AG LV  
60X120-24°X48°



PRDE DK 12W LV  
60X120-24°X48°



PRDE DK 12A LV  
60X120-24°X48°

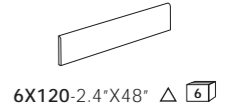
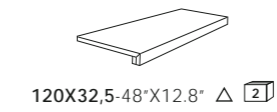
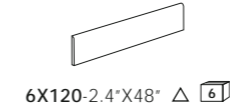


PRDE DK 12B LV  
60X120-24°X48°

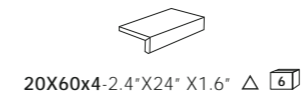


### PEZZI SPECIALI

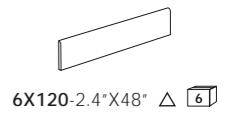
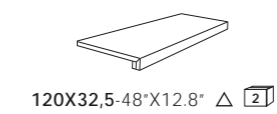
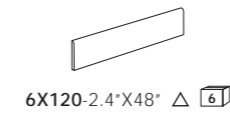
SPECIAL PIECES / PIÈCES SPÉCIALES / SONDERPREISE / PIEZAS ESPECIALES / СПЕЦИАЛЬНЫЕ ЭЛЕМЕНТЫ / 特制件



PRDE DG	PRDE BT120DG	PRDE G120DG	PRDE DG LV	PRDE BT120DG LV
PRDE G	PRDE BT120G	PRDE G120G	PRDE G LV	PRDE BT120G LV
PRDE AG	PRDE BT120AG	PRDE G120AG	PRDE AG LV	PRDE BT120AG LV
PRDE W	PRDE BT120W	PRDE G120W	PRDE W LV	PRDE BT120W LV
PRDE A	PRDE BT120A	PRDE G120A	PRDE A LV	PRDE BT120A LV
PRDE B	PRDE BT120B	PRDE G120B	PRDE B LV	PRDE BT120B LV



PRDE DG RB	PRDE E RB60DG
PRDE G RB	PRDE E RB60G
PRDE AG RB	PRDE E RB60AG
PRDE W RB	PRDE E RB60W
PRDE A RB	PRDE E RB60A
PRDE B RB	PRDE E RB60B



PRTU DG	PRTU BT120DG	PRTU G120DG	PRTU DG LV	PRTU BT120DG LV
PRTU G	PRTU BT120G	PRTU G120G	PRTU G LV	PRTU BT120G LV
PRTU AG	PRTU BT120AG	PRTU G120AG	PRTU AG LV	PRTU BT120AG LV
PRTU W	PRTU BT120W	PRTU G120W	PRTU W LV	PRTU BT120W LV
PRTU A	PRTU BT120A	PRTU G120A	PRTU A LV	PRTU BT120A LV
PRTU B	PRTU BT120B	PRTU G120B	PRTU B LV	PRTU BT120B LV

# Parade

## IMBALLI


PACKAGING / EMBALLAGES / VERPACKUNGEN / EMBALAJES / УПАКОВКИ / 包装

FORMATO NOMINALE NOMINAL SIZE	BORDO EDGE	SPESSORE THICKNESS	BOX			PALLET		
			PZ/BOX PCS/BOX	MO/BOX SM/BOX	KG/BOX KG/BOX	BOX/PALLET BOXES/PALLET	MO/PALLET SM/PALLET	KG/PALLET KG/PALLET
120X120 L-48*X48*	RECTIFIED	10,5	1	1,44	36,10	36	51,84	1319,45
120X120-48*X48*	RECTIFIED	10,5	1	1,44	36,71	36	51,84	1341,70
60X120 L-24*X48*	RECTIFIED	10,5	2	1,44	35,13	27	38,88	968,60
60X120-24*X48*	RECTIFIED	10,5	2	1,44	35,65	27	38,88	982,55
60X60 L-24*X24	RECTIFIED	10,5	3	1,08	26,32	32	34,56	862,13
60X60-24*X24	RECTIFIED	10,5	3	1,08	26,71	32	34,56	874,76
30X60-12*X24*	RECTIFIED	10,5	5	0,90	22,05	48	43,20	1078,60
30X30-12*X12* MOSAIC	RECTIFIED	10,5	6	0,54	12,52	48	25,92	620,72

## CARATTERISTICHE TECNICHE SPECIFICHE

TECHNICAL FEATURES SPECIFICATIONS / CARACTÉRISTIQUES TECHNIQUES SPÉCIFIQUE / TECHNISCHE EIGENSCHAFTEN  
CARACTERÍSTICAS TÉCNICAS ESPECÍFICAS / ТРЕБУЕМЫЕ ТЕХНИЧЕСКИЕ ХАРАКТЕРИСТИКИ / 特殊技术规格

	DIN 51130 (R)	DIN 51097 (A+B+C)	BCR REP. CEC 6/81		DM 14/6/89 N. 236		PENDULUM TEST BS (INGLESE)	PENDULUM TEST AS/NZS 4856:2004 (AUSTRALIANO)	PENDULUM TEST UNE ENV 12633:2003 (SPAGNOLO)	BOT 3000 (DCOF)
			G.A.	G.B.	C.A.	G.B.				
PARADE	R10	A	>0.4	>0.4	>0.4	>0.4	>25	>25	1	>0,42
PARADE RB	R11	B+C	>0.4	>0.4	>0.4	>0.4	>36	>35	3	>0,42



High Performance

PRDE 120DG RM

# Concrete Project




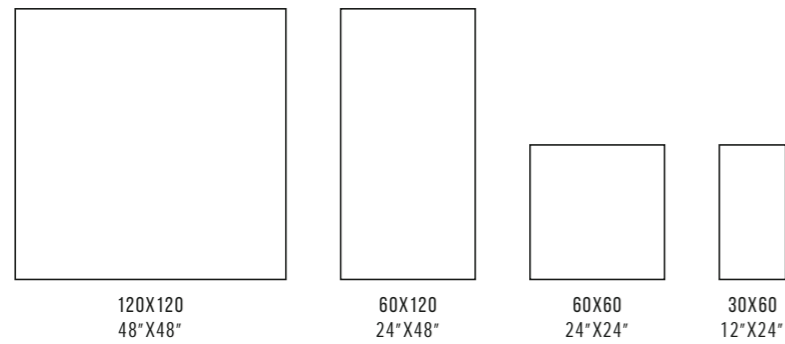


## THROUGH-BODY PORCELAIN TILE

### HIGH PERFORMANCE

GRES PORCELLANATO A TUTTA MASSA / GRÈS CÉRAME PLEINE MASSE / DURCHGEFÄRBTES FEINSTEINZEUG  
GRES PORCELÁNICO A TODA MASA / ПОЛНОТЕЛЫЙ КЕРАМОГРАНИТ / 通体瓷质砖

CONFORME / ACCORDING TO / CONFORME / KONFORM / CONFORME / СООТВЕТСТВУЕТ / 合格  
UNI EN 14411 - G Bla



# Concrete Project







A

B



MU.CONPROJ 36A  
30X60-12\*X24\*  

MU.CONPROJ 36B  
30X60-12\*X24\*  



120X120-48\*X48\*



60X120-24\*X48\*




60X60-24\*X24\*



30X60-12\*X24\*



30X30-12\*X12\*



CONPROJ 120A	CONPROJ 12A	CONPROJ 60A	CONPROJ 36A	MK.CONPROJ 30A
CONPROJ 120A LP	CONPROJ 12A LP	CONPROJ 60A LP		
		CONPROJ RB60A	CONPROJ RB36A	
CONPROJ 120B	CONPROJ 12B	CONPROJ 60B	CONPROJ 36B	MK.CONPROJ 30B
CONPROJ 120B LP	CONPROJ 12B LP	CONPROJ 60B LP		
		CONPROJ RB60B	CONPROJ RB36B	




W

G



MU.CONPROJ 36W  
30X60-12\*X24\*  


MU.CONPROJ 36G  
30X60-12\*X24\*  



120X120-48\*X48\*



60X120-24\*X48\*




60X60-24\*X24\*



30X60-12\*X24\*



30X30-12\*X12\*



CONPROJ 120W	CONPROJ 12W	CONPROJ 60W	CONPROJ 36W	MK.CONPROJ 30W
CONPROJ 120W LP	CONPROJ 12W LP	CONPROJ 60W LP		
		CONPROJ RB60W	CONPROJ RB36W	
CONPROJ 120G	CONPROJ 12G	CONPROJ 60G	CONPROJ 36G	MK.CONPROJ 30G
CONPROJ 120G LP	CONPROJ 12G LP	CONPROJ 60G LP		
		CONPROJ RB60G	CONPROJ RB36G	




DG

N



MU.CONPROJ 36DG  
30X60-12\*X24\*  


MU.CONPROJ 36N  
30X60-12\*X24\*  



120X120-48\*X48\*



60X120-24\*X48\*




60X60-24\*X24\*



30X60-12\*X24\*



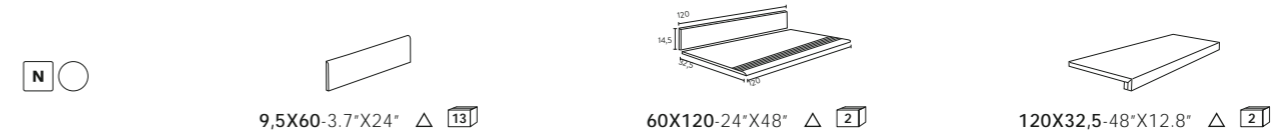
30X30-12\*X12\*



CONPROJ 120DG	CONPROJ 12DG	CONPROJ 60DG	CONPROJ 36DG	MK.CONPROJ 30DG
CONPROJ 120DGLP	CONPROJ 12DGLP	CONPROJ 60DGLP		
		CONPROJ RB60DG	CONPROJ RB36DG	
CONPROJ 120N	CONPROJ 12N	CONPROJ 60N	CONPROJ 36N	MK.CONPROJ 30N
CONPROJ 120N LP	CONPROJ 12N LP	CONPROJ 60N LP		
		CONPROJ RB60N	CONPROJ RB36N	

## PEZZI SPECIALI

SPECIAL PIECES / PIÈCES SPÉCIALES / SONDERPREISE / PIEZAS ESPECIALES / СПЕЦИАЛЬНЫЕ ЭЛЕМЕНТЫ / 特制件



A	CONPROJ BT 60A	CONPROJ KIT 12A	CONPROJ G120A
B	CONPROJ BT 60B	CONPROJ KIT 12B	CONPROJ G120B
W	CONPROJ BT 60W	CONPROJ KIT 12W	CONPROJ G120W
G	CONPROJ BT 60G	CONPROJ KIT 12G	CONPROJ G120G
DG	CONPROJ BT 60DG	CONPROJ KIT 12DG	CONPROJ G120DG
N	CONPROJ BT 60N	CONPROJ KIT 12N	CONPROJ G120N

## IMBALLI

PACKAGING / EMBALLAGES / VERPACKUNGEN / EMBALAJES / УПАКОВКИ / 包装

FORMATO NOMINALE NOMINAL SIZE	BORDO EDGE	SPESSORE THICKNESS	BOX			PALLET		
			PZ/BOX PCS/BOX	MO/BOX SM/BOX	KG/BOX KG/BOX	BOX/PALLET BOXES/PALLET	MO/PALLET SM/PALLET	KG/PALLET KG/PALLET
120X120-48*X48*	RECTIFIED	10,5	1	1,44	36,39	36	51,84	1330,10
60X120-24*X48*	RECTIFIED	10,5	2	1,44	35,40	27	38,88	975,69
60X60-24*X24*	RECTIFIED	10,5	3	1,08	26,28	32	34,56	860,98
30X60-12*X24*	RECTIFIED	10,5	5	0,90	21,65	48	43,20	1059,20
30X30-12*X12* MOSAIC	RECTIFIED	10,5	4	0,36	8,36	72	25,92	621,92

## CARATTERISTICHE TECNICHE SPECIFICHE

TECHNICAL FEATURES SPECIFICATIONS / CARACTÉRISTIQUES TECHNIQUES SPÉCIFIQUE / TECHNISCHE EIGENSCHAFTEN  
CARACTERÍSTICAS TÉCNICAS ESPECÍFICAS / ТРЕБУЕМЫЕ ТЕХНИЧЕСКИЕ ХАРАКТЕРИСТИКИ / 特殊技术规格

	DIN 51130 (R)	DIN 51097 (A+B+C)	BCR REP. CEC 6/81		DM 14/6/89 N. 236		PENDULUM TEST BS (INGLESE)	PENDULUM TEST AS/NZS 4856:2004 (AUSTRALIANO)	PENDULUM TEST UNE ENV 12633:2003 (SPAGNOLO)	BOT 3000 (DCOF)
			G.A.	G.B.	C.A.	G.B.				
CONPROJ	R10	A	>0.4	>0.4	>0.4	>0.4	>25	-	1	>0,42
CONPROJ RB	R11	A+B	>0.4	>0.4	>0.4	>0.4	>36	>35	3	>0,42

# Micron 2.0




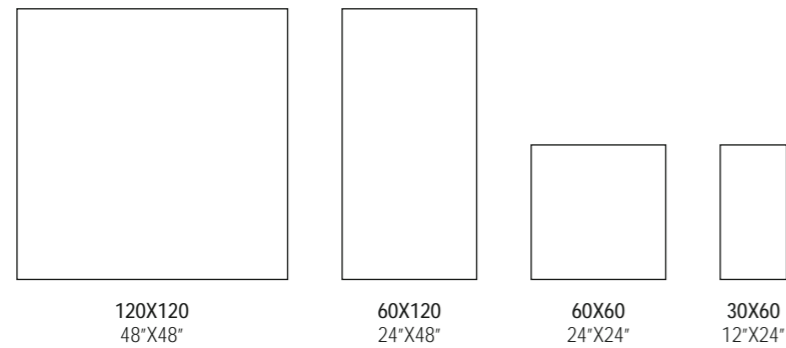
## THROUGH-BODY PORCELAIN TILE

HIGH PERFORMANCE + RESTORABLE POLISHED FINISH \*


GRES PORCELLANATO A TUTTA MASSA / GRÈS CÉRAME PLEINE MASSE / DURCHGEFÄRBTES FEINSTEINZEUG  
GRES PORCELÁNICO A TODA MASA / ПОЛНОТЕЛЫЙ КЕРАМОГРАНИТ / 通体瓷质砖

CONFORME / ACCORDING TO / CONFORME / KONFORM / CONFORME / СООТВЕТСТВУЕТ / 合格  
UNI EN 14411 - G B1a

\* on account of the nature of the product that maintains its aesthetic characteristics throughout the entire body of the material, the polished finish can be restored to eliminate any small surface marks that may have been generated by years of foot traffic.



High Performance



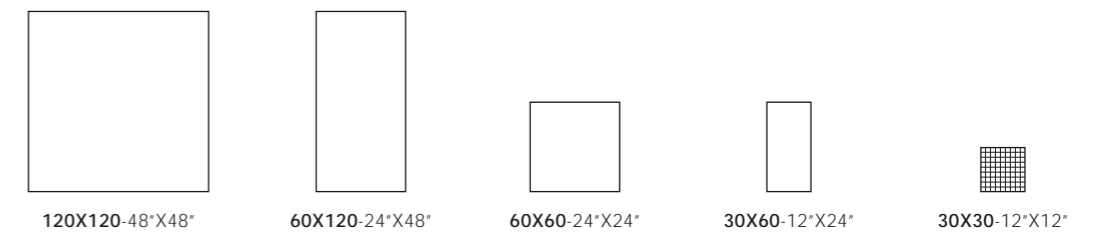
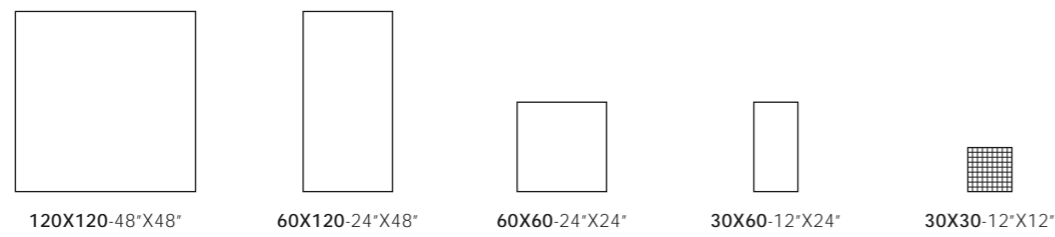
A

B



T


N



			M2.0 120A	M2.0 12A	M2.0 60A	M2.0 36A	MK.M2.0 30A
			M2.0 120AL	M2.0 12AL	M2.0 60AL	M2.0 36AL	
							MK.M2.0 30AL
					M2.0 RB60A	M2.0 RB36A	
			M2.0 120B	M2.0 12B	M2.0 60B	M2.0 36B	MK.M2.0 30B
			M2.0 120BL	M2.0 12BL	M2.0 60BL	M2.0 36BL	
							MK.M2.0 30BL
					M2.0 RB60B	M2.0 RB36B	

			M2.0 120T	M2.0 12T	M2.0 60T	M2.0 36T	MK.M2.0 30T
			M2.0 120TL	M2.0 12TL	M2.0 60TL	M2.0 36TL	
							MK.M2.0 30TL
					M2.0 RB60T	M2.0 RB36T	
			M2.0 120N	M2.0 12N	M2.0 60N	M2.0 36N	MK.M2.0 30N
			M2.0 120NL	M2.0 12NL	M2.0 60NL	M2.0 36NL	
							MK.M2.0 30NL
					M2.0 RB60N	M2.0 RB36N	






W

GH

G

DG



120X120-48\*X48\*



60X120-24\*X48\*




60X60-24\*X24\*



30X60-12\*X24\*




30X30-12\*X12\*



120X120-48\*X48\*



60X120-24\*X48\*



60X60-24\*X24\*



30X60-12\*X24\*



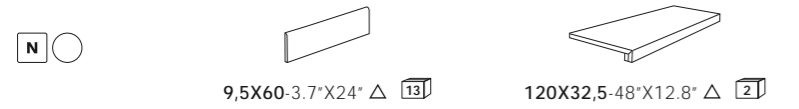
30X30-12\*X12\*

		M2.0 120W	M2.0 12W	M2.0 60W	M2.0 36W	MK.M2.0 30W
		M2.0 120WL	M2.0 12WL	M2.0 60WL	M2.0 36WL	
						MK.M2.0 30WL
				M2.0 RB60W	M2.0 RB36W	
		M2.0 120GH	M2.0 12GH	M2.0 60GH	M2.0 36GH	MK.M2.0 30GH
		M2.0 120GHL	M2.0 12GHL	M2.0 60GHL	M2.0 36GHL	
						MK.M2.0 30GHL
				M2.0 RB60GH	M2.0 RB36GH	

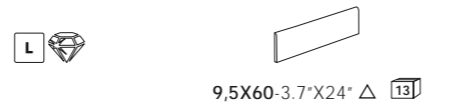
		M2.0 120G	M2.0 12G	M2.0 60G	M2.0 36G	MK.M2.0 30G
		M2.0 120GL	M2.0 12GL	M2.0 60GL	M2.0 36GL	
						MK.M2.0 30GL
				M2.0 RB60G	M2.0 RB36G	
		M2.0 120DG	M2.0 12DG	M2.0 60DG	M2.0 36DG	MK.M2.0 30DG
		M2.0 120DGL	M2.0 12DGL	M2.0 60DGL	M2.0 36DGL	
						MK.M2.0 30DGL
				M2.0 RB60DG	M2.0 RB36DG	

## PEZZI SPECIALI

SPECIAL PIECES / PIÈCES SPÉCIALES / SONDERPREISE / PIEZAS ESPECIALES / СПЕЦИАЛЬНЫЕ ЭЛЕМЕНТЫ / 特制件



	9,5X60-3.7°X24° △	120X32,5-48°X12.8° △
A	M2.0 BT 60A	M2.0 G120A
B	M2.0 BT 60B	M2.0 G120B
T	M2.0 BT 60T	M2.0 G120T
N	M2.0 BT 60N	M2.0 G120N
W	M2.0 BT 60W	M2.0 G120W
GH	M2.0 BT 60GH	M2.0 G120GH
G	M2.0 BT 60G	M2.0 G120G
DG	M2.0 BT 60DG	M2.0 G120DG



	9,5X60-3.7°X24° △
A	M2.0 BT 60AL
B	M2.0 BT 60BL
T	M2.0 BT 60TL
N	M2.0 BT 60NL
W	M2.0 BT 60WL
GH	M2.0 BT 60GHL
G	M2.0 BT 60GL
DG	M2.0 BT 60DGL



	30X60-12°X24° △	15X30X4-6°X12°X1.6° △
A	M2.0 S RB60A	M2.0 E RB30A
B	M2.0 S RB60B	M2.0 E RB30B
T	M2.0 S RB60T	M2.0 E RB30T
N	M2.0 S RB60N	M2.0 E RB30N
W	M2.0 S RB60W	M2.0 E RB30W
GH	M2.0 S RB60GH	M2.0 E RB30GH
G	M2.0 S RB60G	M2.0 E RB30G
DG	M2.0 S RB60DG	M2.0 E RB30DG

## IMBALLI

PACKAGING / EMBALLAGES / VERPACKUNGEN / EMBALAJES / УПАКОВКИ / 包装

FORMATO NOMINALE NOMINAL SIZE	BORDO EDGE	SPESSORE THICKNESS	BOX			PALLET		
			PZ/BOX PCS/BOX	MO/BOX SM/BOX	KG/BOX KG/BOX	BOX/PALLET BOXES/PALLET	MO/PALLET SM/PALLET	KG/PALLET KG/PALLET
120X120 L-48°X48°	RECTIFIED	10,5	1	1,44	35,83	36	51,84	1309,93
120X120-48°X48°	RECTIFIED	10,5	1	1,44	36,36	36	51,84	1329,05
60X120 L-24°X48°	RECTIFIED	10,5	2	1,44	35,17	27	38,88	969,56
60X120-24°X48°	RECTIFIED	10,5	2	1,44	35,44	27	38,88	976,98
60X60 L-24°X24°	RECTIFIED	10,5	3	1,08	26,23	32	34,56	859,20
60X60-24°X24°	RECTIFIED	10,5	3	1,08	26,15	32	34,56	856,70
30X60 L-12°X24°	RECTIFIED	10,5	5	0,90	21,66	48	43,20	1059,80
30X60-12°X24°	RECTIFIED	10,5	5	0,90	21,76	48	43,20	1064,30
30X30 L-12°X12° MOSAIC	RECTIFIED	10,5	4	0,36	7,94	72	25,92	591,39
30X30-12°X12° MOSAIC	RECTIFIED	10,5	4	0,36	7,96	72	25,92	593,12

## CARATTERISTICHE TECNICHE SPECIFICHE

TECHNICAL FEATURES SPECIFICATIONS / CARACTÉRISTIQUES TECHNIQUES SPÉCIFIQUE / TECHNISCHE EIGENSCHAFTEN  
CARACTERÍSTICAS TÉCNICAS ESPECÍFICAS / ТРЕБУЕМЫЕ ТЕХНИЧЕСКИЕ ХАРАКТЕРИСТИКИ / 特殊技术规格

	DIN 51130 (R)	DIN 51097 (A+B+C)	BCR REP. CEC 6/81		DM 14/6/89 N. 236		PENDULUM TEST BS (INGLESE)	PENDULUM TEST AS/NZS 4856:2004 (AUSTRALIANO)	PENDULUM TEST UNE ENV 12633:2003 (SPAGNOLO)	BOT 3000 (DCOF)
			G.A.	G.B.	C.A.	G.B.				
M2.0	R10	A	>0.4	>0.4	>0.4	>0.4	-	-	1	>0,42
M2.0 RB	R11	B+C	>0.4	>0.4	>0.4	>0.4	>36	>35	2	>0,42

# Re\_Micron




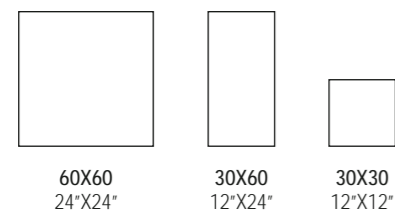
## THROUGH-BODY PORCELAIN TILE

HIGH PERFORMANCE + RESTORABLE POLISHED FINISH \*

GRES PORCELLANATO A TUTTA MASSA / GRÈS CÉRAME PLEINE MASSE / DURCHGEFÄRBTES FEINSTEINZEUG  
GRES PORCELÁNICO A TODA MASA / ПОЛНОТЕЛЫЙ КЕРАМОГРАНИТ / 通体瓷质砖

CONFORME / ACCORDING TO / CONFORME / KONFORM / CONFORME / СООТВЕТСТВУЕТ / 合格  
UNI EN 14411 - G B1a

\* on account of the nature of the product that maintains its aesthetic characteristics throughout the entire body of the material, the polished finish can be restored to eliminate any small surface marks that may have been generated by years of foot traffic.





TO

B



A

W

	60X60-24*X24*	30X60-12*X24*	30X30-12*X12*	30X30-12*X12*
N ○	REM 60TO RM	REM 36TO RM	REM 30TO RM	MK.REM 30TO
L ◇	REM 60TOL	REM 36TOL		MK.REM 30TOL
N ○ ✎	REM RB60TO RM	REM RB36TO RM		
N ○	REM 60B RM	REM 36B RM	REM 30B RM	MK.REM 30B
L ◇	REM 60BL	REM 36BL		MK.REM 30BL
N ○ ✎	REM RB60B RM	REM RB36B RM		

	60X60-24*X24*	30X60-12*X24*	30X30-12*X12*	30X30-12*X12*
N ○	REM 60A RM	REM 36A RM	REM 30A RM	MK.REM 30A
L ◇	REM 60AL	REM 36AL		MK.REM 30AL
N ○ ✎	REM RB60A RM	REM RB36A RM		
N ○	REM 60W RM	REM 36W RM	REM 30W RM	MK.REM 30W
L ◇	REM 60WL	REM 36WL		MK.REM 30WL
N ○ ✎	REM RB60W RM	REM RB36W RM		



GB

G





DG

	60X60-24*X24*	30X60-12*X24*	30X30-12*X12*	30X30-12*X12*
	REM 60GB RM	REM 36GB RM	REM 30GB RM	MK.REM 30GB
	REM 60GBL	REM 36GBL		MK.REM 30GBL
	REM RB60GB RM	REM RB36GB RM		
	REM 60G RM	REM 36G RM	REM 30G RM	MK.REM 30G
	REM 60GL	REM 36GL		MK.REM 30GL
	REM RB60G RM	REM RB36G RM		

	60X60-24*X24*	30X60-12*X24*	30X30-12*X12*	30X30-12*X12*
	REM 60DG RM	REM 36DG RM	REM 30DG RM	MK.REM 30DG
	REM 60DGL	REM 36DGL		MK.REM 30DGL
	REM RB60DG RM	REM RB36DG RM		

## PEZZI SPECIALI

SPECIAL PIECES / PIÈCES SPÉCIALES / SONDERPREISE / PIEZAS ESPECIALES / СПЕЦИАЛЬНЫЕ ЭЛЕМЕНТЫ / 特制件

 		 	
	6X60-2.4°X24°		30X60-12°X24°
TO	REM BT60TO	REM S60TO	REM BT60TOL
B	REM BT60B	REM S60B	REM BT60BL
A	REM BT60A	REM S60A	REM BT60AL
W	REM BT60W	REM S60W	REM BT60WL
GB	REM BT60GB	REM S60GB	REM BT60GBL
G	REM BT60G	REM S60G	REM BT60GL
DG	REM BT60DG	REM S60DG	REM BT60DGL

 	
	30X60-12°X24°
TO	REM S RB60TO
B	REM S RB60B
A	REM S RB60A
W	REM S RB60W
GB	REM S RB60GB
G	REM S RB60G
DG	REM S RB60DG

## IMBALLI

PACKAGING / EMBALLAGES / VERPACKUNGEN / EMBALAJES / УПАКОВКИ / 包装

FORMATO NOMINALE NOMINAL SIZE	BORDO EDGE	SPESSORE THICKNESS	BOX			PALLET		
			PZ/BOX PCS/BOX	MO/BOX SM/BOX	KG/BOX KG/BOX	BOX/PALLET BOXES/PALLET	MO/PALLET SM/PALLET	KG/PALLET KG/PALLET
60X60 L-24°X24°	RECTIFIED	9,2	3	1,08	22,02	40	43,20	900,86
60X60-24°X24°	RECTIFIED	9,2	3	1,08	22,44	40	43,20	917,43
30X60 L-12°X24°	RECTIFIED	9,2	6	1,08	22,16	48	51,84	1083,54
30X60-12°X24°	RECTIFIED	9,2	6	1,08	22,34	48	51,84	1092,29
30X30 L-12°X12°	RECTIFIED	9,2	6	0,54	10,59	48	25,92	528,40
30X30-12°X12°	RECTIFIED	9,2	14	1,26	26,11	40	50,40	1064,29
30X30-12°X12° MOSAIC	RECTIFIED	9,2	6	0,54	10,68	48	25,92	532,74
30X30L-12°X12° MOSAIC	RECTIFIED	9,2	6	0,54	10,33	48	25,92	511,94

## CARATTERISTICHE TECNICHE SPECIFICHE

TECHNICAL FEATURES SPECIFICATIONS / CARACTÉRISTIQUES TECHNIQUES SPÉCIFIQUE / TECHNISCHE EIGENSCHAFTEN  
CARACTERÍSTICAS TÉCNICAS ESPECÍFICAS / ТРЕБУЕМЫЕ ТЕХНИЧЕСКИЕ ХАРАКТЕРИСТИКИ / 特殊技术规格

	DIN 51130 (R)	DIN 51097 (A+B+C)	BCR REP. CEC 6/81		DM 14/6/89 N. 236		PENDULUM TEST BS (INGLESE)	PENDULUM TEST AS/NZS 4856:2004 (AUSTRALIANO)	PENDULUM TEST UNE ENV 12633:2003 (SPAGNOLO)	BOT 3000 (DCOF)
			G.A.	G.B.	C.A.	G.B.				
REM	R9	A	>0.4	>0.4	>0.4	>0.4	>36	>35	1	>0,42
REM RB	R11	A+B	>0.4	>0.4	>0.4	>0.4	>36	>45	3	>0,42

# Micron

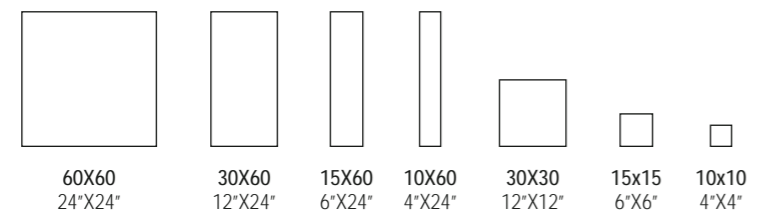


## THROUGH-BODY PORCELAIN TILE

### HIGH PERFORMANCE

GRES PORCELLANATO A TUTTA MASSA / GRÈS CÉRAME PLEINE MASSE / DURCHGEFÄRBTES FEINSTEINZEUG  
GRES PORCELÁNICO A TODA MASA / ПОЛНОТЕЛЫЙ КЕРАМОГРАНИТ / 通体瓷质砖

CONFORME / ACCORDING TO / CONFORME / KONFORM / CONFORME / СООТВЕТСТВУЕТ / 合格  
UNI EN 14411 - G Bla



High Performance


















B









BG



W

G

					
			60X60-24"X24"	30X60-12"X24"	30X30-12"X12"
			MICRON 60B	MICRON 36B	MICRON 30B
				MICRON R36B	
			MICRON 60BG	MICRON 36BG	MICRON 30BG
				MICRON R36BG	


			
60X60-24"X24"	30X60-12"X24"	15X60-6"X24"	10X60-4"X24"
MICRON 60W	MICRON 36W	MICRON 156W	MICRON 106W
	MICRON R36W		
			
30X30-12"X12"	30X30-12"X12"	15X15-6"X6"	10X10-4"X4"
MICRON 30W		MICRON 15W	MICRON 10W
MICRON 30G	MK.MICRON 4-F		


















DG

N



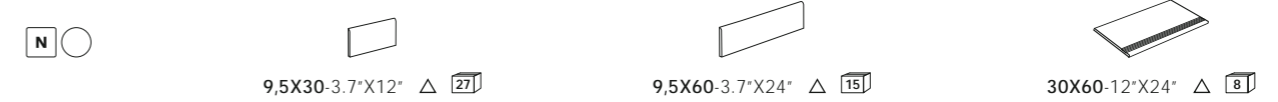
 	MICRON 60DG	MICRON 36DG	MICRON 156DG	MICRON 106DG
  	MICRON R36DG			
 	MICRON 60N	MICRON 36N	MICRON 156N	MICRON 106N
  	MICRON R36N			



 	MICRON 30DG	MK.MICRON DG-F	MICRON 15DG	MICRON 10DG
 	MICRON 30N	MK.MICRON N-F	MICRON 15N	MICRON 10N

### PEZZI SPECIALI

SPECIAL PIECES / PIÈCES SPÉCIALES / SONDERPREISE / PIEZAS ESPECIALES / СПЕЦИАЛЬНЫЕ ЭЛЕМЕНТЫ / 特制件



 B	MICRON B30B	MICRON B60B	MICRON S60B
 BG	MICRON B30BG	MICRON B60BG	MICRON S60BG
 W	MICRON B30W	MICRON B60W	MICRON S60W
 G	MICRON B30G	MICRON B60G	MICRON S60G
 DG	MICRON B30DG	MICRON B60DG	MICRON S60DG
 N	MICRON B30N	MICRON B60N	MICRON S60N

### IMBALLI

PACKAGING / EMBALLAGES / VERPACKUNGEN / EMBALAJES / УПАКОВКИ / 包装

FORMATO NOMINALE NOMINAL SIZE	BORDO EDGE	SPESSORE THICKNESS	BOX			PALLET		
			PZ/BOX PCS/BOX	MO/BOX SM/BOX	KG/BOX KG/BOX	BOX/PALLET BOXES/PALLET	MO/PALLET SM/PALLET	KG/PALLET KG/PALLET
60X60-24*X24*	RECTIFIED	9,2	3	1,08	22,82	40	43,20	932,67
30X60-12*X24*	RECTIFIED	9,2	6	1,08	22,45	48	51,84	1097,40
15X60-6*X24*	RECTIFIED	9,2	13	1,17	23,94	40	46,80	977,60
10X60-4*X24*	RECTIFIED	9,2	15	0,90	18,55	48	43,20	910,40
30X30-12*X12*	RECTIFIED	9,2	14	1,26	26,08	40	50,40	1063,33
15X15-6*X6*	RECTIFIED	9,2	24	0,54	11,12	96	51,84	1087,04
10X10-4*X4*	RECTIFIED	9,2	88	0,88	16,73	72	63,36	1224,46
30X30-12*X12* MOSAIC	RECTIFIED	9,2	4	0,36	6,92	72	25,92	518,29

### CARATTERISTICHE TECNICHE SPECIFICHE

TECHNICAL FEATURES SPECIFICATIONS / CARACTÉRISTIQUES TECHNIQUES SPÉCIFIQUE / TECHNISCHE EIGENSCHAFTEN  
CARACTERÍSTICAS TÉCNICAS ESPECÍFICAS / ТРЕБУЕМЫЕ ТЕХНИЧЕСКИЕ ХАРАКТЕРИСТИКИ / 特殊技术规格

MICRON	DIN 51130 (R)	DIN 51097 (A+B+C)	BCR REP. CEC 6/81		DM 14/6/89 N. 236		PENDULUM TEST BS (INGLESE)	PENDULUM TEST AS/NZS 4856:2004 (AUSTRALIANO)	PENDULUM TEST UNE ENV 12633:2003 (SPAGNOLO)	BOT 3000 (DCOF)
			G.A.	G.B.	C.A.	G.B.				
MICRON	R9	A	>0.4	>0.4	>0.4	>0.4	>36	>35	2	>0,42
MICRON R	R10	A	>0.4	>0.4	>0.4	>0.4	>36	>35	1	>0,42




# #wall amore color texture

**Aroma** 418  
**Stile** 428  
**Icona** 438  
**Gesso** 448

**Bubble** 458  
**Slash** 466  
**Let It Bee** 474  
**Kiko** 482  
**Cento Per Cento** 488  
**Pop** 496  
**Shades** 502  
**Play** 508  
**Glass** 514  
**Re\_Colour** 518

**Genus** 522  
**Nuance** 526  
**Riverside** 532  
**Mash-Up** 538  
**Stoncrete** 542  
**Reflex** 550  
**Blown** 554

# Aroma



## WALL TILE

BICOTTURA DA RIVESTIMENTO / DOUBLE CUISSON POUR REVÊTEMENT / ZWEIBRAND FÜR VERKLEIDUNG  
DOBLE COCCIÓN DE REVESTIMIENTO / ПЛИТКА ДВОЙНОГО ОБЖИГА ДЛЯ ОБЛИЦОВКИ СТЕН / 墙面二次烧制砖

CONFORME / ACCORDING TO / CONFORME / KONFORM / CONFORME / СООТВЕТСТВУЕТ / 合格  
UNI EN 14411 - L BIII



## FORMATI

SIZES / FORMATS / FORMATE / FORMATOS / ФОРМАТЫ / 规格



6X24  
2,4"x9,5"


## SUPERFICI

SURFACES / SURFACES / OBERFLÄCHEN / SUPERFICIES / ПОВЕРХНОСТИ / 表面




## COLORI

COLOURS / COULEURS / FARBEN / COLORES / ЦВЕТА / 颜色





AROMA 624W



AROMA 624V - KUNI 2012B

# Aroma






AROMA 624AM



AROMA 624TQ - KUNI 2018T




AROMA 624W *Bianco*  
6X24-2,4\*X9,5"



AROMA 624S *Sabbia*  
6X24-2,4\*X9,5"




AROMA 624TB *Tabacco*  
6X24-2,4\*X9,5"




AROMA 624V *Verde*  
6X24-2,4\*X9,5"




AROMA 624DV *Verde Scuro*  
6X24-2,4\*X9,5"



AROMA 624DM *Rosa Scuro*  
6X24-2,4\*X9,5"



AROMA 624AM *Amaranto*  
6X24-2,4\*X9,5"



AROMA 624TO *Turchese*  
6X24-2,4\*X9,5"



AROMA 624DL *Blu*  
6X24-2,4\*X9,5"

## IMBALLI

PACKAGING / EMBALLAGES / VERPACKUNGEN / EMBALAJES / УПАКОВКИ / 包装

FORMATO NOMINALE NOMINAL SIZE	BORDO EDGE	SPESSORE THICKNESS	BOX			PALLET		
			PZ/BOX PCS/BOX	MQ/BOX SM/BOX	KG/BOX KG/BOX	BOX/PALLET BOXES/PALLET	MQ/PALLET SM/PALLET	KG/PALLET KG/PALLET
6X24 -2,4*X9,5"	NATURAL	9,8	50	0,72	12,30	60	43,20	758,00

# Stile

am<sup>ore</sup>

## WALL TILE

BICOTTURA DA RIVESTIMENTO / DOUBLE CUISSON POUR REVÊTEMENT / ZWEIBRAND FÜR VERKLEIDUNG  
DOBLE COCCIÓN DE REVESTIMIENTO / ПЛИТКА ДВОЙНОГО ОБЖИГА ДЛЯ ОБЛИЦОВКИ СТЕН / 墙面二次烧制砖

CONFORME / ACCORDING TO / CONFORME / KONFORM / CONFORME / СООТВЕТСТВУЕТ / 合格  
UNI EN 14411 - L BIII



## FORMATI

SIZES / FORMATS / FORMATE / FORMATOS / ФОРМАТЫ / 规格



6X24  
2,4"x9,5"

## SUPERFICI

SURFACES / SURFACES / OBERFLÄCHEN / SUPERFICIES / ПОВЕРХНОСТИ / 表面



## COLORI

COLOURS / COULEURS / FARBEN / COLORES / ЦВЕТА / 颜色









STILE GL 624CZ - STILE MT 624CZ



STILE GL 624CZ - STILE GL 624W - STA VP6 12 LP



STILE MT 624W



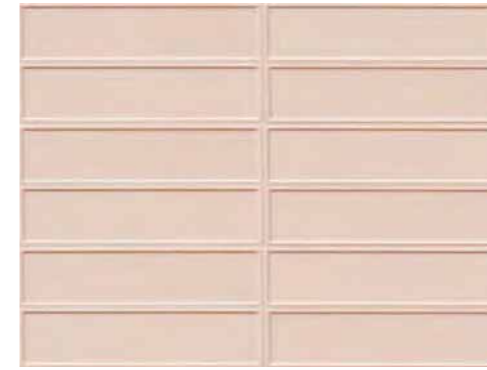
STILE GL 624CF - STILE MT 624CF



**STILE GL 624CF**  
6X24-2,4\*X9,5" *Caffè*



**STILE MT 624CF**  
6X24-2,4\*X9,5"



**STILE GL 624CI**  
6X24-2,4\*X9,5" *Cipria*



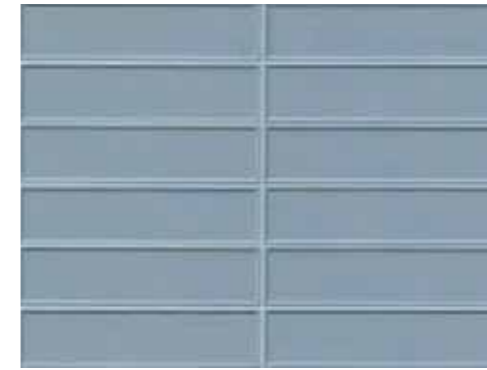
**STILE MT 624CI**  
6X24-2,4\*X9,5"



**STILE GL 624EC**  
6X24-2,4\*X9,5" *Écru*




**STILE MT 624EC**  
6X24-2,4\*X9,5"



**STILE GL 624CZ**  
6X24-2,4\*X9,5" *Carta da Zucchero*




**STILE MT 624CZ**  
6X24-2,4\*X9,5"



**STILE GL 624W**  
6X24-2,4\*X9,5" *Bianco*



**STILE MT 624W**  
6X24-2,4\*X9,5"



**STILE GL 624PI**  
6X24-2,4\*X9,5" *Pistacchio*



**STILE MT 624PI**  
6X24-2,4\*X9,5"

## IMBALLI

PACKAGING / EMBALLAGES / VERPACKUNGEN / EMBALAJES / УПАКОВКИ / 包装

FORMATO NOMINALE NOMINAL SIZE	BORDO EDGE	SPESSORE THICKNESS	BOX			PALLET		
			PZ/BOX PCS/BOX	MQ/BOX SM/BOX	KG/BOX KG/BOX	BOX/PALLET BOXES/PALLET	MQ/PALLET SM/PALLET	KG/PALLET KG/PALLET
6X24 -2,4*X9,5"	NATURAL	9,8	50	0,72	11,49	60	43,20	709,50
6X24 -2,4*X9,5" STRUCTURE	NATURAL	9,8 (11,3)	46	0,66	12,85	60	39,74	791,00

# Icona

amore



## WALL TILE

BICOTTURA DA RIVESTIMENTO / DOUBLE CUISSON POUR REVÊTEMENT / ZWEIBRAND FÜR VERKLEIDUNG  
DOBLE COCCIÓN DE REVESTIMIENTO / ПЛИТКА ДВОЙНОГО ОБЖИГА ДЛЯ ОБЛИЦОВКИ СТЕН / 墙面二次烧制砖

CONFORME / ACCORDING TO / CONFORME / KONFORM / CONFORME / СООТВЕТСТВУЕТ / 合格  
UNI EN 14411 - L BIII



## FORMATI

SIZES / FORMATS / FORMATE / FORMATOS / ФОРМАТЫ / 规格



10X20  
4"X8"

## SUPERFICI

SURFACES / SURFACES / OBERFLÄCHEN / SUPERFICIES / ПОВЕРХНОСТИ / 表面



## COLORI

COLOURS / COULEURS / FARBEN / COLORES / ЦВЕТА / 颜色







ICONA 1020G



ICONA 1020CM - ICONA1 1020CM - AZMA 60G RM




ICONA 1020LM - ICONA1 1020LM




Wall






**ICONA 1020CM** *Celeste Medio*  
10X20-4"X8"



**ICONA1 1020CM**  
10X20-4"X8"



**ICONA 1020FL** *Fior di Latte*  
10X20-4"X8"




**ICONA1 1020FL**  
10X20-4"X8"



**ICONA 1020G** *Grigio*  
10X20-4"X8"




**ICONA1 1020G**  
10X20-4"X8"




**ICONA 1020LM** *Latte Menta*  
10X20-4"X8"




**ICONA1 1020LM**  
10X20-4"X8"




**ICONA 1020VO** *Verde Oasi*  
10X20-4"X8"



**ICONA1 1020VO**  
10X20-4"X8"



**ICONA 1020S** *Sabbia*  
10X20-4"X8"



**ICONA1 1020S**  
10X20-4"X8"

## IMBALLI

PACKAGING / EMBALLAGES / VERPACKUNGEN / EMBALAJES / УПАКОВКИ / 包装

FORMATO NOMINALE NOMINAL SIZE	BORDO EDGE	SPESSORE THICKNESS	BOX			PALLET		
			PZ/BOX PCS/BOX	MQ/BOX SM/BOX	KG/BOX KG/BOX	BOX/PALLET BOXES/PALLET	MQ/PALLET SM/PALLET	KG/PALLET KG/PALLET
10X20 -4"X8"	NATURAL	9,8	50	1,00	17,97	45	45,00	828,50
10X20 -4"X8" STRUCTURE	NATURAL	9,8 (10,8)	48	0,96	18,07	45	43,20	833,00

# Gesso



## WALL TILE

BICOTTURA DA RIVESTIMENTO / DOUBLE CUISSON POUR REVÊTEMENT / ZWEIBRAND FÜR VERKLEIDUNG  
DOBLE COCCIÓN DE REVESTIMIENTO / ПЛИТКА ДВОЙНОГО ОБЖИГА ДЛЯ ОБЛИЦОВКИ СТЕН / 墙面二次烧制砖

CONFORME / ACCORDING TO / CONFORME / KONFORM / CONFORME / СООТВЕТСТВУЕТ / 合格  
UNI EN 14411 - L BIII



## FORMATI

SIZES / FORMATS / FORMATE / FORMATOS / ФОРМАТЫ / 规格



10X20  
4"X8"


## SUPERFICI

SURFACES / SURFACES / OBERFLÄCHEN / SUPERFICIES / ПОВЕРХНОСТИ / 表面



## COLORI

COLOURS / COULEURS / FARBEN / COLORES / ЦВЕТА / 颜色



# Gesso




CESSO 1020AR - GESS01 1020AR



CESSO 1020CO - GESS01 1020CO - BLOX6 12G RM




GESSO 1020CE



GESSO 1020MT - GESSO1 1020MT





**GESO 1020MT** *Mattone*  
10X20-4"X8"




**GESO1 1020MT**  
10X20-4"X8"



**GESO 1020TC** *Terracotta*  
10X20-4"X8"



**GESO1 1020TC**  
10X20-4"X8"



**GESO 1020CA** *Caolino*  
10X20-4"X8"



**GESO1 1020CA**  
10X20-4"X8"



**GESO 1020AR** *Argilla*  
10X20-4"X8"



**GESO1 1020AR**  
10X20-4"X8"



**GESO 1020CE** *Cemento*  
10X20-4"X8"



**GESO1 1020CE**  
10X20-4"X8"



**GESO 1020CO** *Cobalto*  
10X20-4"X8"



**GESO1 1020CO**  
10X20-4"X8"

## IMBALLI

PACKAGING / EMBALLAGES / VERPACKUNGEN / EMBALAJES / УПАКОВКИ / 包装

FORMATO NOMINALE NOMINAL SIZE	BORDO EDGE	SPESSORE THICKNESS	BOX			PALLET		
			PZ/BOX PCS/BOX	MQ/BOX SM/BOX	KG/BOX KG/BOX	BOX/PALLET BOXES/PALLET	MQ/PALLET SM/PALLET	KG/PALLET KG/PALLET
10X20 -4"X8"	NATURAL	9,8	50	1,00	17,89	45	45,00	825,13
10X20 -4"X8" STRUCTURE	NATURAL	9,8 (11,3)	46	0,92	18,03	45	41,40	831,13

# Bubble

color

## WALL TILE


BICOTTURA DA RIVESTIMENTO / DOUBLE CUISSON POUR REVÊTEMENT / ZWEIBRAND FÜR VERKLEIDUNG  
DOBLE COCCIÓN DE REVESTIMIENTO / ПЛИТКА ДВОЙНОГО ОБЖИГА ДЛЯ ОБЛИЦОВКИ СТЕН / 墙面二次烧制砖

CONFORME / ACCORDING TO / CONFORME / KONFORM / CONFORME / СООТВЕТСТВУЕТ / 合格  
UNI EN 14411 - L BIII



## FORMATI

SIZES / FORMATS / FORMATE / FORMATOS / ФОРМАТЫ / 规格



7,5X30  
3"X12"

## SUPERFICI

SURFACES / SURFACES / OBERFLÄCHEN / SUPERFICIES / ПОВЕРХНОСТИ / 表面



N

R


## COLORI

COLOURS / COULEURS / FARBEN / COLORES / ЦВЕТА / 颜色



N

R



EC

W

# Bubble



BBBLTU 73W - BBBL 73W  
WRVR 3012BS RM



BBBLTU 73N - BBBLTU 73W - BBBL DK 73PT  
WRVR 3012BS RM




# Bubble




BBBLTU 73W - BBBLTU 73R  
 BBB DK W108 - BBBL DK 73AU  
 WRVR 3012BS RM




BBBLTU 73EC - BBBL 73EC - BBB DK EC8




**BBBLTU 73N**  
7,5X30-3"X12"




**BBBL 73N**  
7,5X30-3"X12"




**BBBLTU 73R**  
7,5X30-3"X12"



**BBBL 73R**  
7,5X30-3"X12"



**BBBLTU 73EC**  
7,5X30-3"X12"



**BBBL 73EC**  
7,5X30-3"X12"




**BBBLTU 73W**  
7,5X30-3"X12"



**BBBL 73W**  
7,5X30-3"X12"



**BBBL DK 73AU**  
7,5X30-3"X12"



**BBBL DK 73PT**  
7,5X30-3"X12"




**BBB DK EC8**  
30x60 - 12"x24"



**BBB DK N8**  
30x60 - 12"x24"



**BBB DK W108**  
90x270 - 36"x 107"



**BBB DK MR W16**  
60x60 - 24"x24"



**BBB DK MRS W16**  
60x60 - 24"x24"

## IMBALLI

PACKAGING / EMBALLAGES / VERPACKUNGEN / EMBALAJES / УПАКОВКИ / 包装

FORMATO NOMINALE NOMINAL SIZE	BORDO EDGE	SPESSORE THICKNESS	BOX			PALLET		
			PZ/BOX PCS/BOX	MQ/BOX SM/BOX	KG/BOX KG/BOX	BOX/PALLET BOXES/PALLET	MQ/PALLET SM/PALLET	KG/PALLET KG/PALLET
7,5X30 -3"X12"	NATURAL	8	44	0,99	13,45	56	55,44	773,20
7,5X30 -3"X12" STRUCTURE	NATURAL	8 (9)	40	0,90	13,11	56	50,40	754,30

# Slash



## WALL TILE

BICOTTURA DA RIVESTIMENTO / DOUBLE CUISSON POUR REVÊTEMENT / ZWEIBRAND FÜR VERKLEIDUNG  
 DOBLE COCCIÓN DE REVESTIMIENTO / ПЛИТКА ДВОЙНОГО ОБЖИГА ДЛЯ ОБЛИЦОВКИ СТЕН / 墙面二次烧制砖

CONFORME / ACCORDING TO / CONFORME / KONFORM / CONFORME / СООТВЕТСТВУЕТ / 合格  
 UNI EN 14411 - L BIII



## FORMATI


SIZES / FORMATS / FORMATE / FORMATOS / ФОРМАТЫ / 规格



7,5X30  
 3"X12"

## SUPERFICI

SURFACES / SURFACES / OBERFLÄCHEN / SUPERFICIES / ПОВЕРХНОСТИ / 表面



## COLORI

COLOURS / COULEURS / FARBEN / COLORES / ЦВЕТА / 颜色



# Slash




# Slash



sparkle


still




R TQ MV Y W EC GB CZ SV




SLSH DK 73R  
7,5X30-3"x12"



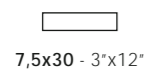
SLSH DK 73TQ  
7,5X30-3"x12"



SLSH DK 73MV  
7,5X30-3"x12"



SLSH DK 73Y  
7,5X30-3"x12"

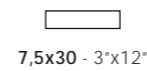


7,5x30 - 3"x12"




7,5x30 - 3"x12"

R	SLSH 73R	SLSH1 73R
TQ	SLSH 73TQ	SLSH1 73TQ
MV	SLSH 73MV	SLSH1 73MV
Y	SLSH 73Y	SLSH1 73Y
W	SLSH 73W	SLSH1 73W



7,5x30 - 3"x12"



7,5x30 - 3"x12"

W	SLSH 73W	SLSH1 73W
EC	SLSH 73EC	SLSH1 73EC
GB	SLSH 73GB	SLSH1 73GB
CZ	SLSH 73CZ	SLSH1 73CZ
SV	SLSH 73SV	SLSH1 73SV

#### IMBALLI

PACKAGING / EMBALLAGES / VERPACKUNGEN / EMBALAJES / УПАКОВКИ / 包装

FORMATO NOMINALE NOMINAL SIZE	BORDO EDGE	SPESSORE THICKNESS	BOX			PALLET		
			PZ/BOX PCS/BOX	MQ/BOX SM/BOX	KG/BOX KG/BOX	BOX/PALLET BOXES/PALLET	MQ/PALLET SM/PALLET	KG/PALLET KG/PALLET
7,5X30 - 3"x12"	NATURAL	8	44	0,99	12,81	56	55,44	737,11

# Let It Bee



## WALL TILE

BICOTTURA DA RIVESTIMENTO / DOUBLE CUISSON POUR REVÊTEMENT / ZWEIBRAND FÜR VERKLEIDUNG  
DOBLE COCCIÓN DE REVESTIMIENTO / ПЛИТКА ДВОЙНОГО ОБЖИГА ДЛЯ ОБЛИЦОВКИ СТЕН / 墙面二次烧制砖

CONFORME / ACCORDING TO / CONFORME / KONFORM / CONFORME / СООТВЕТСТВУЕТ / 合格  
UNI EN 14411 - L BIII



## FORMATI

SIZES / FORMATS / FORMATE / FORMATOS / ФОРМАТЫ / 规格



12X18  
4.7"X7"

## SUPERFICI

SURFACES / SURFACES / OBERFLÄCHEN / SUPERFICIES / ПОВЕРХНОСТИ / 表面



## COLORI

COLOURS / COULEURS / FARBEN / COLORES / ЦВЕТА / 颜色



# Let It Bee



LETITBEE V - LETITBEE1 V  
WVNT 3012BS RM



LETITBEE V - LETITBEE1 V  
WVNT 3012A RM



# Let It Bee





LETITBEE I  
12X18-4.7\*X7\*



LETITBEE1 I  
12X18-4.7\*X7\*




LETITBEE MT  
12X18-4.7\*X7\*



LETITBEE1 MT  
12X18-4.7\*X7\*




LETITBEE W  
12X18-4.7\*X7\*



LETITBEE1 W  
12X18-4.7\*X7\*




LETITBEE V  
12X18-4.7\*X7\*




LETITBEE1 V  
12X18-4.7\*X7\*



LETITBEE Y  
12X18-4.7\*X7\*



LETITBEE1 Y  
12X18-4.7\*X7\*



LETITBEE DKW150  
120x270 - 48\*X107\*



Wall

## IMBALLI

PACKAGING / EMBALLAGES / VERPACKUNGEN / EMBALAJES / УПАКОВКИ / 包装

FORMATO NOMINALE NOMINAL SIZE	BORDO EDGE	SPESSORE THICKNESS	BOX			PALLET		
			PZ/BOX PCS/BOX	MQ/BOX SM/BOX	KG/BOX KG/BOX	BOX/PALLET BOXES/PALLET	MQ/PALLET SM/PALLET	KG/PALLET KG/PALLET
12X18 -4,7*X48*	NATURAL	9,8	22	0,48	8,29	95	45,14	807,55

# Kiko

color

## WALL TILE

BICOTTURA DA RIVESTIMENTO / DOUBLE CUISSON POUR REVÊTEMENT / ZWEIBRAND FÜR VERKLEIDUNG  
DOBLE COCCIÓN DE REVESTIMIENTO / ПЛИТКА ДВОЙНОГО ОБЖИГА ДЛЯ ОБЛИЦОВКИ СТЕН / 墙面二次烧制砖

CONFORME / ACCORDING TO / CONFORME / KONFORM / CONFORME / СООТВЕТСТВУЕТ / 合格  
UNI EN 14411 - L BIII



## FORMATI

SIZES / FORMATS / FORMATE / FORMATOS / ФОРМАТЫ / 规格



12X18  
4.7"X7"

## SUPERFICI

SURFACES / SURFACES / OBERFLÄCHEN / SUPERFICIES / ПОВЕРХНОСТИ / 表面




N ○

N ○

N ⊗


## COLORI

COLOURS / COULEURS / FARBEN / COLORES / ЦВЕТА / 颜色






**KIKOFLAT W**  
12X18-4.7\*X7"



**KIKO W**  
12X18-4.7\*X7"





**KIKO N**  
12X18-4.7\*X7"



**KIKODEC W**  
12X18-4.7\*X7"




**KIKOMIX WN MIX**  
12X18-4.7\*X7"  




**KIKOFLAT G**  
12X18-4.7\*X7"



**KIKO G**  
12X18-4.7\*X7"



**KIKO SF**  
12X18-4.7\*X7"



**KIKO OT**  
12X18-4.7\*X7"



**KIKODEC G**  
12X18-4.7\*X7"




**KIKOACT OTT MIX**  
12X18-4.7\*X7"  

# Kiko



**KIKOFLAT B**  
12X18-4.7\*X7"




**KIKO B**  
12X18-4.7\*X7"



**KIKODEC B**  
12X18-4.7\*X7"



**KIKOTEX BT MIX** △ □ 6  
12X18-4.7\*X7"



**KIKO O**  
12X18-4.7\*X7"



**KIKOACT OT MIX** △ □ 4  
12X18-4.7\*X7"



**KIKO T**  
12X18-4.7\*X7"

## IMBALLI

PACKAGING / EMBALLAGES / VERPACKUNGEN / EMBALAJES / УПАКОВКИ / 包装

FORMATO NOMINALE NOMINAL SIZE	BORDO EDGE	SPESSORE THICKNESS	BOX			PALLET		
			PZ/BOX PCS/BOX	MQ/BOX SM/BOX	KG/BOX KG/BOX	BOX/PALLET BOXES/PALLET	MQ/PALLET SM/PALLET	KG/PALLET KG/PALLET
12X18 -4,7*X48"	NATURAL	9,8	22	0,48	8,06	95	45,14	786,11



KIKO B - KIKOTEX BT MIX

# Cento Per Cento



color

## WALL TILE

BICOTTURA DA RIVESTIMENTO / DOUBLE CUISSON POUR REVÊTEMENT / ZWEIBRAND FÜR VERKLEIDUNG  
DOBLE COCCIÓN DE REVESTIMIENTO / ПЛИТКА ДВОЙНОГО ОБЖИГА ДЛЯ ОБЛИЦОВКИ СТЕН / 墙面二次烧制砖

CONFORME / ACCORDING TO / CONFORME / KONFORM / CONFORME / СООТВЕТСТВУЕТ / 合格  
UNI EN 14411 - L BIII



## FORMATI

SIZES / FORMATS / FORMATE / FORMATOS / ФОРМАТЫ / 规格



12X18  
4.7"X7"


## SUPERFICI

SURFACES / SURFACES / OBERFLÄCHEN / SUPERFICIES / ПОВЕРХНОСТИ / 表面



## COLORI

COLOURS / COULEURS / FARBEN / COLORES / ЦВЕТА / 颜色




Wall

# Cento Per Cento

# Cento Per Cento




**CENTO A**  
12X18-4.7\*X7\*



**CACAO A**  
12X18-4.7\*X7\*




**CENTO H**  
12X18-4.7\*X7\*



**CACAO H**  
12X18-4.7\*X7\*




**CENTO TO**  
12X18-4.7\*X7\*



**CACAO TO**  
12X18-4.7\*X7\*



**CENTO T**  
12X18-4.7\*X7\*



**CACAO T**  
12X18-4.7\*X7\*



**LBN CENTO A**   
1,2X12-0.5\*X4.7\*



**B.CENTO 1A**   
1,5X18-0.6\*X7\*



**B.CENTO 3A**   
3,5X18-1.4\*X7\*



**A.CENTO 1A**   
1,5X1,5-0.6\*X0.6\*



**A.CENTO 3A**   
3,5X1,8-1.4\*X0.7\*



**LBN CENTO H**   
1,2X12-0.5\*X4.7\*



**B.CENTO 1H**   
1,5X18-0.6\*X7\*



**B.CENTO 3H**   
3,5X18-1.4\*X7\*



**A.CENTO 1H**   
1,5X1,5-0.6\*X0.6\*



**A.CENTO 3H**   
3,5X1,8-1.4\*X0.7\*



**LBN CENTO TO**   
1,2X12-0.5\*X4.7\*



**B.CENTO 1TO**   
1,5X18-0.6\*X7\*



**B.CENTO 3TO**   
3,5X18-1.4\*X7\*



**A.CENTO 1TO**   
1,5X1,5-0.6\*X0.6\*



**A.CENTO 3TO**   
3,5X1,8-1.4\*X0.7\*




**LBN CENTO T**   
1,2X12-0.5\*X4.7\*



**B.CENTO 1T**   
1,5X18-0.6\*X7\*



**B.CENTO 3T**   
3,5X18-1.4\*X7\*




**A.CENTO 1T**   
1,5X1,5-0.6\*X0.6\*



**A.CENTO 3T**   
3,5X1,8-1.4\*X0.7\*




**CENTO MATT A**  
12X18-4.7\*X7\*



**CACAO MATT A**  
12X18-4.7\*X7\*




**CENTO MATT H**  
12X18-4.7\*X7\*



**CACAO MATT H**  
12X18-4.7\*X7\*



**CENTO MATT TO**  
12X18-4.7\*X7\*



**CACAO MATT TO**  
12X18-4.7\*X7\*



**CENTO MATT T**  
12X18-4.7\*X7\*



**LBN CENTOMATT A**   
1,2X12-0.5\*X4.7\*



**B.CENTO MATT 1A**   
1,5X18-0.6\*X7\*



**B.CENTO MATT 3A**   
3,5X18-1.4\*X7\*



**A.CENTO MATT 1A**   
1,5X1,5-0.6\*X0.6\*



**A.CENTO MATT 3A**   
3,5X1,8-1.4\*X0.7\*



**LBN CENTOMATT H**   
1,2X12-0.5\*X4.7\*



**B.CENTO MATT 1H**   
1,5X18-0.6\*X7\*



**B.CENTO MATT 3H**   
3,5X18-1.4\*X7\*



**A.CENTO MATT 1H**   
1,5X1,5-0.6\*X0.6\*



**A.CENTO MATT 3H**   
3,5X1,8-1.4\*X0.7\*



**LBN CENTOMATT TO**   
1,2X12-0.5\*X4.7\*



**B.CENTO MATT1TO**   
1,5X18-0.6\*X7\*



**B.CENTO MATT3TO**   
3,5X18-1.4\*X7\*




**A.CENTO MATT1TO**   
1,5X1,5-0.6\*X0.6\*



**A.CENTO MATT3TO**   
3,5X1,8-1.4\*X0.7\*




**CENTO W**  
12X18-4.7\*X7\*



**CACAO W**  
12X18-4.7\*X7\*




**CENTO G**  
12X18-4.7\*X7\*



**CACAO G**  
12X18-4.7\*X7\*




**CENTO DG**  
12X18-4.7\*X7\*



**CACAO DG**  
12X18-4.7\*X7\*



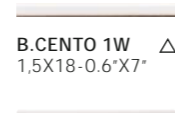
**CENTO SF**  
12X18-4.7\*X7\*



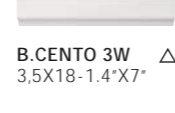
**CACAO SF**  
12X18-4.7\*X7\*



**LBN CENTO W** △   
1,2X12-0.5\*X4.7\*



**B.CENTO 1W** △   
1,5X18-0.6\*X7\*



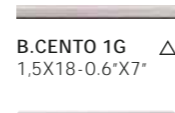
**B.CENTO 3W** △   
3,5X18-1.4\*X7\*

**A.CENTO 1W** △   
1,5X1,5-0.6\*X0.6\*

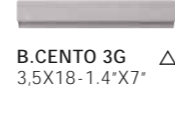
**A.CENTO 3W** △   
3,5X1,8-1.4\*X0.7\*



**LBN CENTO G** △   
1,2X12-0.5\*X4.7\*



**B.CENTO 1G** △   
1,5X18-0.6\*X7\*



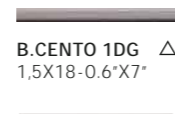
**B.CENTO 3G** △   
3,5X18-1.4\*X7\*

**A.CENTO 1G** △   
1,5X1,5-0.6\*X0.6\*

**A.CENTO 3G** △   
3,5X1,8-1.4\*X0.7\*



**LBN CENTO DG** △   
1,2X12-0.5\*X4.7\*



**B.CENTO 1DG** △   
1,5X18-0.6\*X7\*



**B.CENTO 3DG** △   
3,5X18-1.4\*X7\*

**A.CENTO 1DG** △   
1,5X1,5-0.6\*X0.6\*

**A.CENTO 3DG** △   
3,5X1,8-1.4\*X0.7\*



**LBN CENTO SF** △   
1,2X12-0.5\*X4.7\*



**B.CENTO 1SF** △   
1,5X18-0.6\*X7\*



**B.CENTO 3SF** △   
3,5X18-1.4\*X7\*

**A.CENTO 1SF** △   
1,5X1,5-0.6\*X0.6\*

**A.CENTO 3SF** △   
3,5X1,8-1.4\*X0.7\*




**CENTO MATT W**  
12X18-4.7\*X7\*



**CACAO MATT W**  
12X18-4.7\*X7\*




**CENTO MATT G**  
12X18-4.7\*X7\*



**CACAO MATT G**  
12X18-4.7\*X7\*




**CENTO MATT DG**  
12X18-4.7\*X7\*




**CACAO MATT DG**  
12X18-4.7\*X7\*



**CENTO MATT SF**  
12X18-4.7\*X7\*



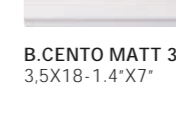
**CACAO MATT SF**  
12X18-4.7\*X7\*



**LBN CENTOMATT W** △   
1,2X12-0.5\*X4.7\*



**B.CENTO MATT 1W** △   
1,5X18-0.6\*X7\*



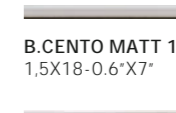
**B.CENTO MATT 3W** △   
3,5X18-1.4\*X7\*

**A.CENTO MATT 1W** △   
1,5X1,5-0.6\*X0.6\*

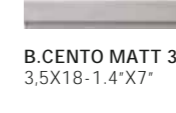
**A.CENTO MATT 3W** △   
3,5X1,8-1.4\*X0.7\*



**LBN CENTOMATT G** △   
1,2X12-0.5\*X4.7\*



**B.CENTO MATT 1G** △   
1,5X18-0.6\*X7\*



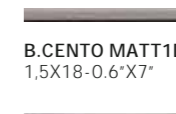
**B.CENTO MATT 3G** △   
3,5X18-1.4\*X7\*

**A.CENTO MATT 1G** △   
1,5X1,5-0.6\*X0.6\*

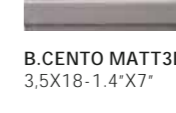
**A.CENTO MATT 3G** △   
3,5X1,8-1.4\*X0.7\*



**LBN CENTOMATT DG** △   
1,2X12-0.5\*X4.7\*



**B.CENTO MATT 1DG** △   
1,5X18-0.6\*X7\*



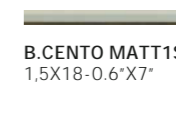
**B.CENTO MATT 3DG** △   
3,5X18-1.4\*X7\*

**A.CENTO MATT 1DG** △   
1,5X1,5-0.6\*X0.6\*

**A.CENTO MATT 3DG** △   
3,5X1,8-1.4\*X0.7\*



**LBN CENTOMATT SF** △   
1,2X12-0.5\*X4.7\*



**B.CENTO MATT 1SF** △   
1,5X18-0.6\*X7\*



**B.CENTO MATT 3SF** △   
3,5X18-1.4\*X7\*

**A.CENTO MATT 1SF** △   
1,5X1,5-0.6\*X0.6\*


**A.CENTO MATT 3SF** △   
3,5X1,8-1.4\*X0.7\*



# Cento Per Cento




**CENTO Y**  
12X18-4.7\*X7"



**CACAO Y**  
12X18-4.7\*X7"



**CENTO VA**  
12X18-4.7\*X7"



**CACAO VA**  
12X18-4.7\*X7"



**LBN CENTO Y** △ 6  
1,2X12-0.5\*X4.7"



**B.CENTO 1Y** △ 6  
1,5X18-0.6\*X7"



**B.CENTO 3Y** △ 6  
3,5X18-1.4\*X7"



**A.CENTO 1Y** △ 4  
1,5X1,5-0.6\*X0.6"



**A.CENTO 3Y** △ 4  
3,5X1,8-1.4\*X0.7"



**LBN CENTO VA** △ 6  
1,2X12-0.5\*X4.7"



**B.CENTO 1VA** △ 6  
1,5X18-0.6\*X7"



**B.CENTO 3VA** △ 6  
3,5X18-1.4\*X7"



**A.CENTO 1VA** △ 4  
1,5X1,5-0.6\*X0.6"



**A.CENTO 3VA** △ 4  
3,5X1,8-1.4\*X0.7"

**IMBALLI**  
PACKAGING / EMBALLAGES / VERPACKUNGEN / EMBALAJES / УПАКОВКИ / 包装

FORMATO NOMINALE NOMINAL SIZE	BORDO EDGE	SPESSORE THICKNESS	BOX			PALLET		
			PZ/BOX PCS/BOX	MQ/BOX SM/BOX	KG/BOX	BOX/PALLET BOXES/PALLET	MQ/PALLET SM/PALLET	KG/PALLET KG/PALLET
12X18 -4.7*X48"	NATURAL	9,8	22	0,48	7,67	95	45,14	748,57



CACAO VA - CENTO VA

# Pop

color



## WALL TILE

BICOTTURA DA RIVESTIMENTO / DOUBLE CUISSON POUR REVÊTEMENT / ZWEIBRAND FÜR VERKLEIDUNG  
DOBLE COCCIÓN DE REVESTIMIENTO / ПЛИТКА ДВОЙНОГО ОБЖИГА ДЛЯ ОБЛИЦОВКИ СТЕН / 墙面二次烧制砖

CONFORME / ACCORDING TO / CONFORME / KONFORM / CONFORME / СООТВЕТСТВУЕТ / 合格  
UNI EN 14411 - L BIII



## FORMATI

SIZES / FORMATS / FORMATE / FORMATOS / ФОРМАТЫ / 规格



12,5X33,3  
4.9"X13.1"


## SUPERFICI

SURFACES / SURFACES / OBERFLÄCHEN / SUPERFICIES / ПОВЕРХНОСТИ / 表面



## COLORI

COLOURS / COULEURS / FARBEN / COLORES / ЦВЕТА / 颜色



Wall

# Pop

# Pop



**POP B**  
12,5X33,3-4,9°X13,1°



**B.POP B**  
3X33,3-1,8°X13,1°



**COOL B**  
12,5X33,3-4,9°X13,1°



**SPLASH B1**  
12,5X33,3-4,9°X13,1°



**POP J**  
12,5X33,3-4,9°X13,1°



**B.POP J**  
3X33,3-1,8°X13,1°



**COOL J**  
12,5X33,3-4,9°X13,1°




**SPLASH J1**  
12,5X33,3-4,9°X13,1°



**POP O**  
12,5X33,3-4,9°X13,1°



**B.POP O**  
3X33,3-1,8°X13,1°



**COOL O**  
12,5X33,3-4,9°X13,1°



**SPLASH O1**  
12,5X33,3-4,9°X13,1°



**POP DM**  
12,5X33,3-4,9°X13,1°



**B.POP DM**  
3X33,3-1,8°X13,1°



**COOL DM**  
12,5X33,3-4,9°X13,1°




**SPLASH DM1**  
12,5X33,3-4,9°X13,1°



**POP R**  
12,5X33,3-4,9°X13,1°



**B.POP R**  
3X33,3-1,8°X13,1°



**COOL R**  
12,5X33,3-4,9°X13,1°



**SPLASH R1**  
12,5X33,3-4,9°X13,1°



**CARTOON 1 MIX**  
12,5X33,3-4,9°X13,1°



**CARTOON 2 MIX**  
12,5X33,3-4,9°X13,1°



**POP W**  
12,5X33,3-4,9°X13,1°



**B.POP W**  
3X33,3-1,8°X13,1°



**COOL W**  
12,5X33,3-4,9°X13,1°



**SPLASH W1**  
12,5X33,3-4,9°X13,1°



**POP G**  
12,5X33,3-4,9°X13,1°



**B.POP G**  
3X33,3-1,8°X13,1°



**COOL G**  
12,5X33,3-4,9°X13,1°



**SPLASH G1**  
12,5X33,3-4,9°X13,1°



**POP N**  
12,5X33,3-4,9°X13,1°



**B.POP N**  
3X33,3-1,8°X13,1°



**COOL N**  
12,5X33,3-4,9°X13,1°



**SPLASH N1**  
12,5X33,3-4,9°X13,1°



**POP V**  
12,5X33,3-4,9°X13,1°



**B.POP V**  
3X33,3-1,8°X13,1°



**COOL V**  
12,5X33,3-4,9°X13,1°




**SPLASH V1**  
12,5X33,3-4,9°X13,1°



**POP F**  
12,5X33,3-4,9°X13,1°



**B.POP F**  
3X33,3-1,8°X13,1°



**COOL F**  
12,5X33,3-4,9°X13,1°



**SPLASH F1**  
12,5X33,3-4,9°X13,1°



**WOW 1**  
12,5X33,3-4,9°X13,1°



**WOW 2**  
12,5X33,3-4,9°X13,1°



**WOW 3**  
12,5X33,3-4,9°X13,1°



**WOW 4**  
12,5X33,3-4,9°X13,1°



**WOW 5**  
12,5X33,3-4,9°X13,1°



**WOW 6**  
12,5X33,3-4,9°X13,1°



**WOW 7**  
12,5X33,3-4,9°X13,1°



**WOW 8**  
12,5X33,3-4,9°X13,1°

## IMBALLI

PACKAGING / EMBALLAGES / VERPACKUNGEN / EMBALAJES / УПАКОВКИ / 包装

FORMATO NOMINALE NOMINAL SIZE	BORDO EDGE	SPESSORE THICKNESS	BOX			PALLET		
			PZ/BOX PCS/BOX	MQ/BOX SM/BOX	KG/BOX KG/BOX	BOX/PALLET BOXES/PALLET	MQ/PALLET SM/PALLET	KG/PALLET KG/PALLET
12,5X33,3 -4,9°X13,1°	NATURAL	7,8	22	0,92	11,47	60	54,95	708,35

# Shades

color



## WALL TILE

BICOTTURA DA RIVESTIMENTO / DOUBLE CUISSON POUR REVÊTEMENT / ZWEIBRAND FÜR VERKLEIDUNG  
 DOBLE COCCIÓN DE REVESTIMIENTO / ПЛИТКА ДВОЙНОГО ОБЖИГА ДЛЯ ОБЛИЦОВКИ СТЕН / 墙面二次烧制砖

CONFORME / ACCORDING TO / CONFORME / KONFORM / CONFORME / СООТВЕТСТВУЕТ / 合格  
 UNI EN 14411 - L BIII



## FORMATI

SIZES / FORMATS / FORMATE / FORMATOS / ФОРМАТЫ / 规格



20X60  
8"x24"


## SUPERFICI

SURFACES / SURFACES / OBERFLÄCHEN / SUPERFICIES / ПОВЕРХНОСТИ / 表面



## COLORI

COLOURS / COULEURS / FARBEN / COLORES / ЦВЕТА / 颜色



Wall

# Shades



SHADES DL - MK.SHADES 2 MIX




SHADES Y - MK.SHADES 30Y



SHADES W  
20X60-8"X24"



SHADES B  
20X60-8"X24"



MK.SHADES 30W  
30X30-12"X12"



MK.SHADES 30B  
30X30-12"X12"




SHADES Y  
20X60-8"X24"




SHADES O  
20X60-8"X24"



SHADES R  
20X60-8"X24"




MK.SHADES 30Y  
30X30-12"X12"



MK.SHADES 30O  
30X30-12"X12"




MK.SHADES 30R  
30X30-12"X12"



MK.SHADES 1 MIX  
30X30-12"X12"



FLOWERS SUN MIX  
20X60-8"X24"  



PATCH SUN MIX  
20X60-8"X24"  




STRIPES SUN MIX  
20X60-8"X24"  



SHADES W  
20X60-8"X24"



SHADES SF  
20X60-8"X24"



MK.SHADES 30W  
30X30-12"X12"



MK.SHADES 30SF  
30X30-12"X12"




SHADES DL  
20X60-8"X24"



SHADES OT  
20X60-8"X24"



SHADES F  
20X60-8"X24"



MK.SHADES 30DL  
30X30-12"X12"



MK.SHADES 30OT  
30X30-12"X12"





MK.SHADES 30F  
30X30-12"X12"






MK.SHADES 2 MIX  
30X30-12"X12"



FLOWERS SEA MIX  
20X60-8"X24"  



PATCH SEA MIX  
20X60-8"X24"  



STRIPES SEA MIX  
20X60-8"X24"  

## IMBALLI

PACKAGING / EMBALLAGES / VERPACKUNGEN / EMBALAJES / УПАКОВКИ / 包装

FORMATO NOMINALE NOMINAL SIZE	BORDO EDGE	SPESSORE THICKNESS	BOX			PALLET		
			PZ/BOX PCS/BOX	MQ/BOX SM/BOX	KG/BOX KG/BOX	BOX/PALLET BOXES/PALLET	MQ/PALLET SM/PALLET	KG/PALLET KG/PALLET
20X60 -8"X24"	NATURAL	9,8	6	0,72	11,83	60	43,20	729,67
30X30 -12"X12" MOSAIC	MOSAIC	9,8	6	0,54	8,01	48	25,92	404,38
30X30 -12"X12" MOSAIC	MOSAIC	9,8	6	0,54	8,58	48	25,92	431,84

# Play



## WALL TILE

BICOTTURA DA RIVESTIMENTO / DOUBLE CUISSON POUR REVÊTEMENT / ZWEIBRAND FÜR VERKLEIDUNG  
DOBLE COCCIÓN DE REVESTIMIENTO / ПЛИТКА ДВОЙНОГО ОБЖИГА ДЛЯ ОБЛИЦОВКИ СТЕН / 墙面二次烧制砖

CONFORME / ACCORDING TO / CONFORME / KONFORM / CONFORME / СООТВЕТСТВУЕТ / 合格  
UNI EN 14411 - L BIII



## FORMATI

SIZES / FORMATS / FORMATE / FORMATOS / ФОРМАТЫ / 规格



20X60  
8"X24"

## SUPERFICI

SURFACES / SURFACES / OBERFLÄCHEN / SUPERFICIES / ПОВЕРХНОСТИ / 表面



## COLORI

COLOURS / COULEURS / FARBEN / COLORES / ЦВЕТА / 颜色





# Play



PLAY 26ML - PLAY DK 26W - PLAY 26W



PLAY2 26MIX - PLAY 26Y



**PLAY 26DL**  
20X60 - 8"X24"




**PLAY1 26DL**  
20X60 - 8"X24"



**PLAY 26LV**  
20X60 - 8"X24"



**PLAY1 26LV**  
20X60 - 8"X24"



**PLAY 26ML**  
20X60 - 8"X24"




**PLAY1 26ML**  
20X60 - 8"X24"



**PLAY 26W**  
20X60 - 8"X24"



**PLAY1 26W**  
20X60 - 8"X24"



**PLAY 26TO**  
20X60 - 8"X24"



**PLAY1 26TO**  
20X60 - 8"X24"



**PLAY 26Y**  
20X60 - 8"X24"



**PLAY1 26Y**  
20X60 - 8"X24"



**PLAY 26V**  
20X60 - 8"X24"




**PLAY1 26V**  
20X60 - 8"X24"




**PLAY DK1 26W**  
20X60 - 8"X24"




**PLAY DK 26W**  
20X60 - 8"X24"



**PLAY2 26MIX**  
20X60 - 8"X24"



**PLAY1 26MIX**  
20X60 - 8"X24"



**PLAY L 5X60MIX**  
5X60 - 2"X24"



## IMBALLI

PACKAGING / EMBALLAGES / VERPACKUNGEN / EMBALAJES / УПАКОВКИ / 包装

FORMATO NOMINALE NOMINAL SIZE	BORDO EDGE	SPESSORE THICKNESS	BOX			PALLET		
			PZ/BOX PCS/BOX	MQ/BOX SM/BOX	KG/BOX KG/BOX	BOX/PALLET BOXES/PALLET	MQ/PALLET SM/PALLET	KG/PALLET KG/PALLET
20X60 - 8"X24"	NATURAL	9,8	6	0,72	11,86	60	43,20	731,40

# Glass

color



## WALL TILE

BICOTTURA DA RIVESTIMENTO / DOUBLE CUISSON POUR REVÊTEMENT / ZWEIBRAND FÜR VERKLEIDUNG  
DOBLE COCCIÓN DE REVESTIMIENTO / ПЛИТКА ДВОЙНОГО ОБЖИГА ДЛЯ ОБЛИЦОВКИ СТЕН / 墙面二次烧制砖

CONFORME / ACCORDING TO / CONFORME / KONFORM / CONFORME / СООТВЕТСТВУЕТ / 合格  
UNI EN 14411 - L BIII



## FORMATI


SIZES / FORMATS / FORMATE / FORMATOS / ФОРМАТЫ / 规格



20X60  
8"X24"

## SUPERFICI

SURFACES / SURFACES / OBERFLÄCHEN / SUPERFICIES / ПОВЕРХНОСТИ / 表面




## COLORI

COLOURS / COULEURS / FARBEN / COLORES / ЦВЕТА / 颜色



# Glass

# Glass



**GLASS 26W**  
20X60 - 8"X24"



**GLASS1 26W**  
20X60 - 8"X24"



**GLASS 26Y**  
20X60 - 8"X24"



**GLASS1 26Y**  
20X60 - 8"X24"



**GLASS L1,5X20Y** △   
1,5X20 - 0.6"X8"



**GLASS 26V**  
20X60 - 8"X24"



**GLASS1 26V**  
20X60 - 8"X24"



**GLASS L1,5X20V** △   
1,5X20 - 0.6"X8"



**GLASS2 26MIX**  
20X60 - 8"X24"



**GLASS DK1 26**  
20X60 - 8"X24" △




**GLASS 26L**  
20X60 - 8"X24"



**GLASS1 26L**  
20X60 - 8"X24"



**GLASS L1,5X20L** △   
1,5X20 - 0.6"X8"



**GLASS DK2 26VL**  
20X60 - 8"X24" △



**GLASS 26LV**  
20X60 - 8"X24"



**GLASS1 26LV**  
20X60 - 8"X24"



**GLASS L1,5X20LV** △   
1,5X20 - 0.6"X8"



**GLASS DK2 26YLV**  
20X60 - 8"X24" △

## IMBALLI

PACKAGING / EMBALLAGES / VERPACKUNGEN / EMBALAJES / УПАКОВКИ / 包装

FORMATO NOMINALE NOMINAL SIZE	BORDO EDGE	SPESSORE THICKNESS	BOX			PALLET		
			PZ/BOX PCS/BOX	MQ/BOX SM/BOX	KG/BOX KG/BOX	BOX/PALLET BOXES/PALLET	MQ/PALLET SM/PALLET	KG/PALLET KG/PALLET
20X60-8"X24"	NATURAL	9,8	6	0,72	11,83	60	43,20	729,64

# Re\_Colour

color



## WALL TILE

BICOTTURA DA RIVESTIMENTO / DOUBLE CUISSON POUR REVÊTEMENT / ZWEIBRAND FÜR VERKLEIDUNG  
DOBLE COCCIÓN DE REVESTIMIENTO / ПЛИТКА ДВОЙНОГО ОБЖИГА ДЛЯ ОБЛИЦОВКИ СТЕН / 墙面二次烧制砖

CONFORME / ACCORDING TO / CONFORME / KONFORM / CONFORME / СООТВЕТСТВУЕТ / 合格  
UNI EN 14411 - L BIII



## FORMATI

SIZES / FORMATS / FORMATE / FORMATOS / ФОРМАТЫ / 规格



30X60  
12"X24"

## SUPERFICI

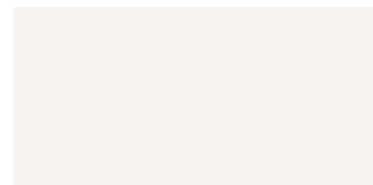
SURFACES / SURFACES / OBERFLÄCHEN / SUPERFICIES / ПОВЕРХНОСТИ / 表面



## COLORI

COLOURS / COULEURS / FARBEN / COLORES / ЦВЕТА / 颜色





REC WHITE RM  
30X60-12\*X24"



REC SILVER RM  
30X60-12\*X24"



REC GREY RM  
30X60-12\*X24"




REC DARKGREY RM  
30X60-12\*X24"



REC DK2 36 RM  
30X60-12\*X24"



REC L2 1.5X60  
1,5X60-0.6\*X24"



REC ALMOND RM  
30X60-12\*X24"



REC ECRU RM  
30X60-12\*X24"



REC TAUPE RM  
30X60-12\*X24"



REC DK1 36 RM  
30X60-12\*X24"



REC L1 1.5X60  
1,5X60-0.6\*X24"

## IMBALLI

PACKAGING / EMBALLAGES / VERPACKUNGEN / EMBALAJES / УПАКОВКИ / 包装

FORMATO NOMINALE NOMINAL SIZE	BORDO EDGE	SPESSORE THICKNESS	BOX			PALLET		
			PZ/BOX PCS/BOX	MQ/BOX SM/BOX	KG/BOX KG/BOX	BOX/PALLET BOXES/PALLET	MQ/PALLET SM/PALLET	KG/PALLET KG/PALLET
30X60-12*X24"	RECTIFIED	9,8	6	1,08	17,92	40	43,20	736,86

# Genus

texture



## WALL TILE

BICOTTURA DA RIVESTIMENTO / DOUBLE CUISSON POUR REVÊTEMENT / ZWEIBRAND FÜR VERKLEIDUNG  
DOBLE COCCIÓN DE REVESTIMIENTO / ПЛИТКА ДВОЙНОГО ОБЖИГА ДЛЯ ОБЛИЦОВКИ СТЕН / 墙面二次烧制砖

CONFORME / ACCORDING TO / CONFORME / KONFORM / CONFORME / СООТВЕТСТВУЕТ / 合格  
UNI EN 14411 - L BIII



## FORMATI

SIZES / FORMATS / FORMATE / FORMATOS / ФОРМАТЫ / 规格



25X75  
10"X30"



## SUPERFICI

SURFACES / SURFACES / OBERFLÄCHEN / SUPERFICIES / ПОВЕРХНОСТИ / 表面



## COLORI

COLOURS / COULEURS / FARBEN / COLORES / ЦВЕТА / 颜色



Wall



**GNS 27B RM**  
25X75-10°X30°



**GNS1 27B RM**  
25X75-10°X30°



**GNS2 27B RM**  
25X75-10°X30°



**GNS DK 27B RM**   
25X75-10°X30°



**GNS1 DK 27B RM**   
25X75-10°X30°



**GNS2 DK 27B RM**   
25X75-10°X30°



**GNS 27W RM**  
25X75-10°X30°



**GNS1 27W RM**  
25X75-10°X30°



**GNS2 27W RM**  
25X75-10°X30°



**GNS DK 27W RM**   
25X75-10°X30°



**GNS1 DK 27W RM**   
25X75-10°X30°



**GNS2 DK 27W RM**   
25X75-10°X30°



**GNS 27N RM**  
25X75-10°X30°



**GNS1 27N RM**  
25X75-10°X30°



**GNS2 27N RM**  
25X75-10°X30°



**GNS DK 27N RM**   
25X75-10°X30°



**GNS1 DK 27N RM**   
25X75-10°X30°



**GNS2 DK 27N RM**   
25X75-10°X30°

## IMBALLI

PACKAGING / EMBALLAGES / VERPACKUNGEN / EMBALAJES / УПАКОВКИ / 包装

FORMATO NOMINALE NOMINAL SIZE	BORDO EDGE	SPESSORE THICKNESS	BOX			PALLET		
			PZ/BOX PCS/BOX	MQ/BOX SM/BOX	KG/BOX KG/BOX	BOX/PALLET BOXES/PALLET	MQ/PALLET SM/PALLET	KG/PALLET KG/PALLET
25X75 -10°X30°	RECTIFIED	9,8	5	0,94	15,14	54	50,63	837,65
25X75 -10°X30° STRUCTURE	RECTIFIED	9,8	5	0,94	16,08	54	50,63	888,50



# Nuance

texture

## WALL TILE

BICOTTURA DA RIVESTIMENTO / DOUBLE CUISSON POUR REVÊTEMENT / ZWEIBRAND FÜR VERKLEIDUNG  
DOBLE COCCIÓN DE REVESTIMIENTO / ПЛИТКА ДВОЙНОГО ОБЖИГА ДЛЯ ОБЛИЦОВКИ СТЕН / 墙面二次烧制砖

CONFORME / ACCORDING TO / CONFORME / KONFORM / CONFORME / СООТВЕТСТВУЕТ / 合格  
UNI EN 14411 - L BIII



## FORMATI

SIZES / FORMATS / FORMATE / FORMATOS / ФОРМАТЫ / 规格



25X75  
10"X30"

## SUPERFICI

SURFACES / SURFACES / OBERFLÄCHEN / SUPERFICIES / ПОВЕРХНОСТИ / 表面



## COLORI

COLOURS / COULEURS / FARBEN / COLORES / ЦВЕТА / 颜色



# Nuance



**NUANCE A**  
25X75-10\*X30"



**NUANCE 1 A**  
25X75-10\*X30"



**B.NUANCE 1A**  
1,5X75-0.6\*X30"



**NUANCE 3 A**  
25X75-10\*X30"



**B.NUANCE 2A**  
2,5X75-1\*X30"



**NUANCE TO**  
25X75-10\*X30"



**NUANCE 1 TO**  
25X75-10\*X30"



**B.NUANCE 1TO**  
1,5X75-0.6\*X30"



**NUANCE 3 TO**  
25X75-10\*X30"



**B.NUANCE 2TO**  
2,5X75-1\*X30"



**NUANCE B**  
25X75-10\*X30"



**NUANCE 1 B**  
25X75-10\*X30"



**B.NUANCE 1B**  
1,5X75-0.6\*X30"



**NUANCE 3 B**  
25X75-10\*X30"



**B.NUANCE 2B**  
2,5X75-1\*X30"



**BROCCATO1 B1**  
25X75-10\*X30"



**BROCCATO B1**  
25X75-10\*X30"



**B.BROCCATO 5B** △ 6



**DOILY1 BTO1**  
25X75-10\*X30"




**DOILY BTO1**  
25X75-10\*X30"



**Z.BROCCATO B** △ 8




**B.DOILY BTO**  
2,5X75-1\*X30"



**L.DOILY BTO**  
4,5X75-1.8\*X30"




# Nuance




**NUANCE W**  
25X75-10°X30°



**NUANCE 1 W**  
25X75-10°X30°



**DAFNE W4**  
25X25-10°X10°



**B.NUANCE 1W**  
1,5X75-0.6°X30°




**NUANCE 3 W**  
25X75-10°X30°



**B.NUANCE 2W**  
2,5X75-1°X30°



**NUANCE G**  
25X75-10°X30°




**NUANCE 1 G**  
25X75-10°X30°



**B.NUANCE 1G**  
1,5X75-0.6°X30°



**NUANCE 3 G**  
25X75-10°X30°



**B.NUANCE 2G**  
2,5X75-1°X30°



**NUANCE DG**  
25X75-10°X30°



**NUANCE 1 DG**  
25X75-10°X30°



**B.NUANCE 1DG**  
1,5X75-0.6°X30°



**NUANCE 3 DG**  
25X75-10°X30°



**B.NUANCE 2DG**  
2,5X75-1°X30°



NUANCE 1 G

Wall

## IMBALLI

PACKAGING / EMBALLAGES / VERPACKUNGEN / EMBALAJES / УПАКОВКИ / 包装

FORMATO NOMINALE NOMINAL SIZE	BORDO EDGE	SPESSORE THICKNESS	BOX			PALLET		
			PZ/BOX PCS/BOX	MQ/BOX SM/BOX	KG/BOX KG/BOX	BOX/PALLET BOXES/PALLET	MQ/PALLET SM/PALLET	KG/PALLET KG/PALLET
25X75-10°X30°	RECTIFIED	9,8	5	0,92	15,13	54	49,68	836,90
25X75-10°X30°	RECTIFIED	9,8	5	0,92	15,03	36	33,12	561,20

# Riverside

texture



## WALL TILE

BICOTTURA DA RIVESTIMENTO / DOUBLE CUISSON POUR REVÊTEMENT / ZWEIBRAND FÜR VERKLEIDUNG  
DOBLE COCCIÓN DE REVESTIMIENTO / ПЛИТКА ДВОЙНОГО ОБЖИГА ДЛЯ ОБЛИЦОВКИ СТЕН / 墙面二次烧制砖

CONFORME / ACCORDING TO / CONFORME / KONFORM / CONFORME / СООТВЕТСТВУЕТ / 合格  
UNI EN 14411 - L BIII



## FORMATI


SIZES / FORMATS / FORMATE / FORMATOS / ФОРМАТЫ / 规格



20X60  
8"X24"

## SUPERFICI

SURFACES / SURFACES / OBERFLÄCHEN / SUPERFICIES / ПОВЕРХНОСТИ / 表面



## COLORI

COLOURS / COULEURS / FARBEN / COLORES / ЦВЕТА / 颜色



Wall

# Riverside



**RIVERSIDE A**  
20X60 - 8"X24"



**PORTLAND A**  
20X60 - 8"X24"



**RIVERSIDEDEC A**  
20X60 - 8"X24"




**RIVERSIDE G**  
20X60 - 8"X24"



**PORTLAND G**  
20X60 - 8"X24"



**RIVERSIDEDEC G**  
20X60 - 8"X24"



**RIVERSIDE W**  
20X60 - 8"X24"



**PORTLAND W**  
20X60 - 8"X24"



**RIVERSIDEDEC W**  
20X60 - 8"X24"



**RIVERSIDE T**  
20X60 - 8"X24"



**RIVERSIDE DG**  
20X60 - 8"X24"



**DRIP 1**  
20X60 - 8"X24"



**DRIP 2**  
20X60 - 8"X24"



**SQUARE 1**  
20X60 - 8"X24"



**SQUARE 2**  
20X60 - 8"X24"



**STREET W MIX**  
20X60 - 8"X24"



**BRUSH W MIX**  
20X60 - 8"X24"

Wall

# Riverside

## PAVIMENTI COORDINATI

CO-ORDINATED FLOORS / CARREAUX DE SOL COORDONNÉS / PASSENDE BODENFLIESEN  
PAVIMENTOS COORDINADOS / КООРДИНИРОВАННЫЕ НАПОЛЬНЫЕ ПОКРЫТИЯ / 配色地板



60X60-24"X24"	RIVERSIDE 60DG	RIVERSIDE 60G	RIVERSIDE 60W	RIVERSIDE 60A	RIVERSIDE 60T
30X60-12"X24"	RIVERSIDE 36DG	RIVERSIDE 36G	RIVERSIDE 36W	RIVERSIDE 36A	RIVERSIDE 36T
45X45-18"X18"	RIVERSIDE 45DG	RIVERSIDE 45G	RIVERSIDE 45W	RIVERSIDE 45A	RIVERSIDE 45T
15X60-6"X24"	RIVERSIDE 156DG	RIVERSIDE 156G	RIVERSIDE 156W	RIVERSIDE 156A	RIVERSIDE 156T

## GRES PORCELLANATO

PORCELAIN TILE / GRES CÉRAMÉ / FEINSTEINZEUG  
GRES PORCELÁNICO / КЕРАМОГРАНИТ / 瓷质砖

## IMBALLI

PACKAGING / EMBALLAGES / VERPACKUNGEN / EMBALAJES / УПАКОВКИ / 包装

FORMATO NOMINALE NOMINAL SIZE	BORDO EDGE	SPESSORE THICKNESS	BOX			PALLET		
			PZ/BOX PCS/BOX	MQ/BOX SM/BOX	KG/BOX KG/BOX	BOX/PALLET BOXES/PALLET	MQ/PALLET SM/PALLET	KG/PALLET KG/PALLET
20X60-8"X24"	NATURAL	9,8	6	0,72	11,97	60	43,20	738,09



RIVERSIDE A - PORTLAND A

# Mash-Up

texture



## WALL TILE

BICOTTURA DA RIVESTIMENTO / DOUBLE CUISSON POUR REVÊTEMENT / ZWEIBRAND FÜR VERKLEIDUNG  
DOBLE COCCIÓN DE RIVESTIMIENTO / ПЛИТКА ДВОЙНОГО ОБЖИГА ДЛЯ ОБЛИЦОВКИ СТЕН / 墙面二次烧制砖

CONFORME / ACCORDING TO / CONFORME / KONFORM / CONFORME / СООТВЕТСТВУЕТ / 合格  
UNI EN 14411 - L BIII



## FORMATI


SIZES / FORMATS / FORMATE / FORMATOS / ФОРМАТЫ / 规格



30X60  
12"X24"



## SUPERFICI

SURFACES / SURFACES / OBERFLÄCHEN / SUPERFICIES / ПОВЕРХНОСТИ / 表面




## COLORI


COLOURS / COULEURS / FARBEN / COLORES / ЦВЕТА / 颜色




Wall



MASH-UP 36A  
30X60-12\*X24\*




B.MASH-UP 60A  
2X60-0.8\*X24\*



MASH-UP 36W  
30X60-12\*X24\*



MASH-BRICK 36W  
30X60-12\*X24\*



B.MASH-UP 60W  
2X60-0.8\*X24\*




MASH-WAVE 36A  
30X60-12\*X24\*



MASH-WAVE 36W  
30X60-12\*X24\*



MASH-BRICK 1 36  
30X60-12\*X24\*



MASH-BRICKMIX36  
30X60-12\*X24\*



MASH-WAVE 1 36A  
30X60-12\*X24\*



MASH-WAVE 1 36W  
30X60-12\*X24\*



MASH-BRICK 5 36  
30X60-12\*X24\*



MURALES MIX  
30X60-12\*X24\*




CHICK RED 2  
30X60-12\*X24\*\*



CHICK YELLOW 2  
30X60-12\*X24\*




MURALES MIX  
30X60-12\*X24\*



MASH-LINE 36A  
30X60-12\*X24\*



MASH-LINE 36W  
30X60-12\*X24\*



MASH-UP 36A  
30X60-12\*X24\*



MASH-UP 36W  
30X60-12\*X24\*



MASH-UP 2 36  
30X60-12\*X24\*



MASH-UP 1 36  
30X60-12\*X24\*



MASH-UP 5 36  
30X60-12\*X24\*



MASH-UP 4 36  
30X60-12\*X24\*



MASH-UP 3 36  
30X60-12\*X24\*



JUNGLE 2  
30X60-12\*X24\*



B.MASH-UP  
0,5X60-0.2\*X24\*

## IMBALLI

PACKAGING / EMBALLAGES / VERPACKUNGEN / EMBALAJES / УПАКОВКИ / 包装

FORMATO NOMINALE NOMINAL SIZE	BORDO EDGE	SPESSORE THICKNESS	BOX			PALLET		
			PZ/BOX PCS/BOX	MQ/BOX SM/BOX	KG/BOX KG/BOX	BOX/PALLET BOXES/PALLET	MQ/PALLET SM/PALLET	KG/PALLET KG/PALLET
30X60 -12*X24*	RECTIFIED	9,8	6	1,03	17,57	40	41,08	722,77
30X60 -12*X24* STRUCTURE	RECTIFIED	9,8 (11)	5	0,86	15,18	40	34,24	627,00



# Stoncrete

texture



## WALL TILE

BICOTTURA DA RIVESTIMENTO / DOUBLE CUISSON POUR REVÊTEMENT / ZWEIBRAND FÜR VERKLEIDUNG  
DOBLE COCCIÓN DE REVESTIMIENTO / ПЛИТКА ДВОЙНОГО ОБЖИГА ДЛЯ ОБЛИЦОВКИ СТЕН / 墙面二次烧制砖

CONFORME / ACCORDING TO / CONFORME / KONFORM / CONFORME / СООТВЕТСТВУЕТ / 合格  
UNI EN 14411 - L BIII



## FORMATI

SIZES / FORMATS / FORMATE / FORMATOS / ФОРМАТЫ / 规格



30X60  
12"X24"

## SUPERFICI

SURFACES / SURFACES / OBERFLÄCHEN / SUPERFICIES / ПОВЕРХНОСТИ / 表面



N ○

N ○

N ○


## COLORI

COLOURS / COULEURS / FARBEN / COLORES / ЦВЕТА / 颜色



CG

AG



G

DG







**STCRWA 36CG RM**  
30X60-12\*X24"




**STCRWA 36AG RM**  
30X60-12\*X24"



**STCRWA 36G RM**  
30X60-12\*X24"



**STCRWA 36DG RM**  
30X60-12\*X24"



**STCRWA1 36CG RM**  
30X60-12\*X24"



**STCRWA1 36AG RM**  
30X60-12\*X24"



**STCRWA1 36G RM**  
30X60-12\*X24"



**STCRWA1 36DG RM**  
30X60-12\*X24"



**STCRWA2 36CG RM**  
30X60-12\*X24"



**STCRWA2 36AG RM**  
30X60-12\*X24"



**STCRWA2 36G RM**  
30X60-12\*X24"



**STCRWA2 36DG RM**  
30X60-12\*X24"

## IMBALLI

PACKAGING / EMBALLAGES / VERPACKUNGEN / EMBALAJES / УПАКОВКИ / 包装

FORMATO NOMINALE NOMINAL SIZE	BORDO EDGE	SPESSORE THICKNESS	BOX			PALLET		
			PZ/BOX PCS/BOX	MQ/BOX SM/BOX	KG/BOX KG/BOX	BOX/PALLET BOXES/PALLET	MQ/PALLET SM/PALLET	KG/PALLET KG/PALLET
30X60 -12*X24"	RECTIFIED	9,8	6	1,08	18,05	40	43,20	742,00
30X60 -12*X24" STRUCTURE	RECTIFIED	9,8 (11)	5	0,90	15,83	40	36,00	653,00

# Reflex

texture



## WALL TILE

BICOTTURA DA RIVESTIMENTO / DOUBLE CUISSON POUR REVÊTEMENT / ZWEIBRAND FÜR VERKLEIDUNG  
DOBLE COCCIÓN DE REVESTIMIENTO / ПЛИТКА ДВОЙНОГО ОБЖИГА ДЛЯ ОБЛИЦОВКИ СТЕН / 墙面二次烧制砖

CONFORME / ACCORDING TO / CONFORME / KONFORM / CONFORME / СООТВЕТСТВУЕТ / 合格  
UNI EN 14411 - L BIII



## FORMATI

SIZES / FORMATS / FORMATE / FORMATOS / ФОРМАТЫ / 规格



30X60  
12"X24"


## SUPERFICI

SURFACES / SURFACES / OBERFLÄCHEN / SUPERFICIES / ПОВЕРХНОСТИ / 表面




## COLORI

COLOURS / COULEURS / FARBEN / COLORES / ЦВЕТА / 颜色



# Reflex



**REFLEX W**  
30X60 - 12"X24"



**REFLEX A**  
30X60 - 12"X24"



**REFLEX DG**  
30X60 - 12"X24"



**REFLEX TO**  
30X60 - 12"X24"



**REFLEX T**  
30X60 - 12"X24"



**L.MOSAIC W MIX**  
4,5X60 - 1.8"X24"



**L.MOSAIC A MIX**  
4,5X60 - 1.8"X24"



**L.LINEA WDG**  
4,5X60 - 1.8"X24"



**L.LINEA ATO**  
4,5X60 - 1.8"X24"

## IMBALLI

PACKAGING / EMBALLAGES / VERPACKUNGEN / EMBALAJES / УПАКОВКИ / 包装

FORMATO NOMINALE NOMINAL SIZE	BORDO EDGE	SPESSORE THICKNESS	BOX			PALLET		
			PZ/BOX PCS/BOX	MO/BOX SM/BOX	KG/BOX KG/BOX	BOX/PALLET BOXES/PALLET	MO/PALLET SM/PALLET	KG/PALLET KG/PALLET
30X60 - 12"X24"	NATURAL	9,8	6	1,08	18,07	40	43,20	742,80



REFLEX A - REFLEX TO - L.MOSAIC A MIX

# Blown

texture



## WALL TILE

BICOTTURA DA RIVESTIMENTO / DOUBLE CUISSON POUR REVÊTEMENT / ZWEIBRAND FÜR VERKLEIDUNG  
DOBLE COCCIÓN DE REVESTIMIENTO / ПЛИТКА ДВОЙНОГО ОБЖИГА ДЛЯ ОБЛИЦОВКИ СТЕН / 墙面二次烧制砖

CONFORME / ACCORDING TO / CONFORME / KONFORM / CONFORME / СООТВЕТСТВУЕТ / 合格  
UNI EN 14411 - L BIII



## FORMATI

SIZES / FORMATS / FORMATE / FORMATOS / ФОРМАТЫ / 规格



20X40  
8"x18"

## SUPERFICI

SURFACES / SURFACES / OBERFLÄCHEN / SUPERFICIES / ПОВЕРХНОСТИ / 表面



## COLORI

COLOURS / COULEURS / FARBEN / COLORES / ЦВЕТА / 颜色



# Blown



**BLOWN 24W**  
20X40 - 8"X16"



**L.BLOWN W**  
3X40 - 1.2"X16" △ 12



**L.BLOWN W1**  
3X40 - 1.2"X16" △ 6



**L.MODE 4W**  
4,5X40 - 1.8"X16" △ 6



**L.MODE 4W**  
4,5X40 - 1.8"X16" △ 6



**BLOWN 24B**  
20X40 - 8"X16"



**L.BLOWN B**  
3X40 - 1.2"X16" △ 12



**L.BLOWN B1**  
3X40 - 1.2"X16" △ 6



**L.MODE 4B**  
4,5X40 - 1.8"X16" △ 6



**L.MODE 4B**  
4,5X40 - 1.8"X16" △ 6



**BLOWN 24G**  
20X40 - 8"X16"



**L.BLOWN G**  
3X40 - 1.2"X16" △ 12



**L.BLOWN G1**  
3X40 - 1.2"X16" △ 6



**L.MODE 9W**  
9X40 - 3.5"X16" △ 6



**L.MODE 9W**  
9X40 - 3.5"X16" △ 6



**BLOWN 24S**  
20X40 - 8"X16"



**L.BLOWN S**  
3X40 - 1.2"X16" △ 12



**L.BLOWN S1**  
3X40 - 1.2"X16" △ 6



**L.MODE 9B**  
9X40 - 3.5"X16" △ 6



**L.MODE 9B**  
9X40 - 3.5"X16" △ 6



**BLOWN 24N**  
20X40 - 8"X16"



**L.BLOWN N**  
3X40 - 1.2"X16" △ 12



**L.BLOWN N1**  
3X40 - 1.2"X16" △ 6



**L.BLOWN N1**  
3X40 - 1.2"X16" △ 6



**BLOWN 24T**  
20X40 - 8"X16"



**L.BLOWN T**  
3X40 - 1.2"X16" △ 12



**L.BLOWN T1**  
3X40 - 1.2"X16" △ 6



**L.BLOWN T1**  
3X40 - 1.2"X16" △ 6

## IMBALLI

PACKAGING / EMBALLAGES / VERPACKUNGEN / EMBALAJES / УПАКОВКИ / 包装

FORMATO NOMINALE NOMINAL SIZE	BORDO EDGE	SPESSORE THICKNESS	BOX			PALLET		
			PZ/BOX PCS/BOX	MO/BOX SM/BOX	KG/BOX KG/BOX	BOX/PALLET BOXES/PALLET	MO/PALLET SM/PALLET	KG/PALLET KG/PALLET
20X40 - 8"X16"	NATURAL	8,3	18	1,44	21,39	36	51,84	790,10



BLOWN 24B

Wall



# #product guide

<b>Certificazioni</b> Certifications / Certifications Zertifizierungen / Certificaciones Сертификаты / 认证	560
<b>Caratteristiche Tecniche Gres Porcellanato</b> Technical specifications Porcelain Stoneware Caractéristiques techniques Grès Cérame Technische eigenschaften steinzeug Características técnicas Gres Porcelánico Технические характеристики фарфоровый грес 技术特性 瓷砖	562
<b>Caratteristiche Tecniche Bicottura</b> Double Firing technical specifications Caractéristiques techniques Bricuisson Technische eigenschaften zweibrandverfahren Características técnicas de la Doble Cocción Технические характеристики плитки двукратного обжига 二次烧制技术特性	572
<b>Manutenzione</b> Maintenance / Entretien Pflege / Mantenimiento Уход / 维护	576
<b>Sicurezza nell'utilizzo dei prodotti di Cooperativa Ceramica d'Imola</b> Safety when using Cooperativa Ceramica d'Imola products Sécurité avec l'utilisation des produits Cooperativa Ceramica d'Imola Sicherheit bei der verwendung der produkte von Cooperativa Ceramica d'Imola Seguridad durante el uso de los productos de Cooperativa Ceramica d'Imola Безопасность применения продукции "Cooperativa Ceramica d'Imola" IMOLA陶瓷合作公司产品使用安全指南	578

CERTIFICATIONS / CERTIFICAZIONI  
 ZERTIFIZIERUNGEN / CERTIFICACIONES  
 СЕРТИФИКАТЫ / 认证



**IMOLA ENVIRONMENT SYSTEM**  
 SISTEMA CON SISTEMA DI GESTIONE AMBIENTALE CERTIFICATO  
 UNI EN ISO 14001:2015  
 CERTIFICAZIONE  
 ISO 14001



**EMAS**  
 GESTIONE AMBIENTALE VERIFICATA  
 REG. N. 1700002  
 EMAS



**IMOLA QUALITY MANAGEMENT SYSTEM**  
 SISTEMA CON SISTEMA DI GESTIONE QUALITÀ CERTIFICATO  
 UNI EN ISO 9001:2015  
 CERTIFICAZIONE  
 ISO 9001



## CARATTERISTICHE TECNICHE GRES PORCELLANATO UNI EN 14411 (ISO 13006) - Bla (Appendice G)

Le piastrelle in gres porcellanato vengono prodotte utilizzando materie prime selezionate e particolarmente pure, soggette alle più moderne tecnologie di estrazione e controllo. Il prodotto così realizzato è un gres porcellanato di altissima qualità ottenuto tramite macinazione ad umido delle materie prime, successivo essiccamento parziale mediante atomizzazione, opportuno stazionamento in silos al fine di omogeneizzare le caratteristiche, pressatura o compattazione con presse idrauliche ad elevata potenza con pressioni specifiche oltre i 500 Kg/cm<sup>2</sup>. L'elevata forza di pressatura permette di ottenere, dopo opportuno trattamento termico a temperature di circa 1200°C, un corpo ceramico altamente compatto e resistente con un bassissimo assorbimento d'acqua inferiore allo 0,1% (UNI EN ISO 10545-3) ed un'elevatissima resistenza meccanica che supera come valore medio i 45 N/mm<sup>2</sup>, rispetto ai 35N/mm<sup>2</sup> richiesti (UNI EN ISO 10545-4). Il gres porcellanato presenta un'elevata resistenza all'abrasione profonda, inferiore a 140 mm<sup>3</sup> di materiale asportato, rispetto ai 175 mm<sup>3</sup> previsti dalla Norma UNI EN ISO 10545-6; per questo motivo è particolarmente indicato per ambienti ad elevato traffico. La bassa porosità fa sì che il prodotto risulti ingelivo e classificato Bla secondo la Norma UNI EN 14411, essendo l'assorbimento d'acqua inferiore allo 0,1%. La resistenza chimica agli acidi e alle basi (UNI EN ISO 10545-13) lo rende particolarmente adatto anche per ambienti dove vengono utilizzati prodotti aggressivi, quali agenti chimici, ad esempio strutture ospedaliere, industrie chimiche e farmaceutiche nonché in industrie alimentari. I prodotti in gres porcellanato vengono forniti in un'ampia gamma di formati e finiture: naturale, levigata, lappata, patinata, strutturata e bocciardata.

### CONSIGLI DI POSA

La posa del gres porcellanato può essere eseguita su tutti i supporti normalmente usati in edilizia, quali:

- calcestruzzo
- massetti cementizi
- sottofondi con le serpentine di riscaldamento
- massetti in anidrite
- intonaci a base cemento e gesso
- pavimenti preesistenti
- legno
- metallo

I supporti su cui posare il gres porcellanato debbono essere asciutti, stabili, solidi, meccanicamente resistenti, perfettamente piani ed esenti da parti asportabili (polvere, grassi, oli, cere, vernici, agenti disarmanti e quanto altro possa pregiudicarne l'adesione). Debbono essere idonei a ricevere i carichi e sopportare le sollecitazioni previste per lo specifico utilizzo. I massetti cementizi devono aver completato la stagionatura e dove esistono sistemi di riscaldamento a pavimento, deve essere effettuato il ciclo di collaudo dell'impianto. Pavimenti composti da vecchie ceramiche, marmette, pietre naturali, debbono essere solidi, ben ancorati al fondo, privi di crepe; la pulizia da oli, cere, grassi, ecc. deve essere fatta con una soluzione di acqua e soda caustica o altro detergente già sperimentato per tale uso, onde assicurare la totale eliminazione anche in profondità. Pitture esistenti e la "piombatura" del marmo devono essere eliminate. In tutti i casi, qualunque sia il tipo di sottofondo, è di fondamentale importanza curarne la planarità, al fine di evitare la formazione di vuoti al di sotto delle lastre che potrebbero rappresentare punti deboli per il rivestimento, con particolare attenzione a rilievi e alla presenza di corpi rigidi estranei. Eseguire la posa a regola d'arte seguendo le indicazioni del progettista, del responsabile del cantiere e del capitolato di posa. La posa del gres porcellanato deve essere effettuata in maniera tale che l'adesivo assicuri un perfetto riempimento ed adesione nel tempo, onde evitare fenomeni di deformazione e garantire il massimo di affidabilità in tutte le condizioni di posa. Scegliere l'adesivo più indicato attenendosi alle indicazioni del produttore del collante stesso. In linea generale si consigliano adesivi che assicurino una buona bagnabilità di tipo

C2 (cementizi migliorati). Le lastre possono essere posate, nelle situazioni più comuni, con fuga minimo di almeno 2-3 mm, anche se in talune situazioni (posa su superfici estese, posa in facciata, posa su supporti deformabili, ecc.) è indispensabile la posa a fuga larga e la progettazione di adeguati giunti di dilatazione e ripartizione. Si declina ogni responsabilità legata a pose senza fuga. E' preferibile l'utilizzo di una spatola con dentatura arrotondata da garantire una quantità di colla sul sottofondo tale da assicurare una copertura del 100% delle lastre. E' consigliabile la doppia spalmatura onde evitare vuoti sul rovescio della lastra o comunque utilizzare un collante che assicuri un perfetto riempimento. Durante la posa, rispettare con le lastre tutti i giunti di dilatazione esistenti sul sottofondo e sulle pareti.

Creare giunti di frazionamento di ca. 1 cm nel caso di superfici molto estese suddividendo l'area come segue:

- su sottofondi soggetti a movimenti o flessioni prevedere riquadri di ca. 9-12 m<sup>2</sup>.

- su superfici stabili si possono prevedere giunti circa ogni circa 16-25 m<sup>2</sup>

Posare le lastre a 5 mm circa da pareti, colonne, spigoli, angoli, ecc.

Durante la posa non esercitare sulle lastre ceramiche eccessive sollecitazioni o urti violenti. Per il taglio non esistono particolari problematiche e dopo la posa si consiglia di attendere l'indurimento del collante prima di praticare fori o tagli per accessori.

### STUCCATURA DELLA SUPERFICIE POSATA

Per la scelta corretta della fuga adatta al tipo di piastrella, è bene consultare i produttori di materiale fugante. Prima di realizzare le fughe è consigliabile attendere la perfetta asciugatura del collante e assicurarsi che i giunti siano ben puliti. Si consiglia di stuccare piccole superfici per volta (4-5mq) eliminando con l'ausilio di una spugna bagnata in acqua pulita, l'eccesso di materiale quando ancora è umido. Questa operazione è importante per superfici strutturate, superfici da esterno, superfici lappate e levigate. Si consiglia la fuga "tono su tono" per garantire un effetto di continuità e di pre-testare la pulibilità del fugante su una piccola area. Qualora si desideri una stuccatura impermeabile, inassorbente e con elevate resistenze agli acidi (es. piani di cucine in muratura, box doccia, ecc) è possibile utilizzare per la stuccatura una malta epossidica bicomponente (tipo Kerapoxy-Mapei).

### PULIZIA DOPO POSA

Eseguita la posa, dopo aver eliminato i residui grossolani di sporco da cantiere e residui di fuga, pulire il pavimento con il detergente disincrostante a base acida specifico opportunamente diluito (normalmente deve essere diluito da 1:10 a 1:5, in acqua fredda) con l'eventuale ausilio di una macchina monospazzola (disco non abrasivo) e aspirali liquidi oppure manualmente per eliminare l'eventuale pellicola di residui cementizi. Il prodotto può essere utilizzato puro nei punti interessati da incrostazioni o macchie calcaree molto estese facendo attenzione a risciacquare immediatamente subito dopo la pulizia. Fare attenzione, prima di eseguire la pulizia è buona norma bagnare abbondantemente le fughe del pavimento con acqua pulita e si asciuga accuratamente. Non lasciare troppo aggressivi potrebbero danneggiarla. Si stende quindi la soluzione acida e si lascia agire per alcuni minuti, intervenendo meccanicamente dove lo sporco è maggiormente concentrato, quindi si risciacqua abbondantemente il pavimento con acqua pulita e si asciuga accuratamente. Non lasciare asciugare il prodotto applicato. Prima di questa operazione è sempre consigliabile testare la resistenza del prodotto agli acidi su una piastrella non posata o su una piccola zona nascosta e seguire scrupolosamente le indicazioni fornite dalle ditte produttrici. Non utilizzare prodotti contenenti acido fluoridrico (HF) e i suoi derivati.

Esempi di alcuni detergenti idonei per la pulizia dopo posa: Deterdek (Fila), Keranet (Mapei), DeltaPlus (Kerakoll). E' consigliabile testare preventivamente su una piastrella non posata il detergente utilizzato, in particolare sui prodotti lappati e/o levigati.

### TECHNICAL SPECIFICATIONS PORCELAIN STONEWARE

#### UNI EN 14411(ISO 13006) - Bla (Appendix G)

Porcelain stoneware tiles are produced with selected and particularly pure raw materials, subject to the latest extraction and control technologies. The resulting tiles are extremely high quality porcelain stoneware obtained through wet grinding the raw materials, partial drying with atomization and storage in silo to homogenise the specifications, pressing or compacting with high power hydraulic presses with specific pressures above 500 Kg/cm<sup>2</sup>. The considerable pressing force achieves, after firing at about 1200°C, an extremely compact and resistant tile with very low water absorption, lower than 0.1% (UNI EN ISO 10545-3) and a very high material strength to deep abrasion, less than 140 mm<sup>3</sup> of material removed, compared to 175 mm<sup>3</sup> required by Standard UNI EN ISO 10545-6. This is why our tiles are ideal for locations with high foot traffic. Its low porosity makes it frost-resistant and classified as Bla according to standard UNI EN 14411, due to a water absorption of less than 0.1%.

The chemical resistance to acids and bases (UNI EN ISO 10545-13) makes it ideal for locations where aggressive products, such as chemical agents are used: i.e. hospitals, chemical and pharmaceutical industries and the food industry. Porcelain stoneware products are available in a large range of formats and finishes: natural, polished, lapped, patinated, structured and bush hammered.

### LAYING RECOMMENDATIONS

Porcelain stoneware can be laid on all supports that are usually used in the building industry, such as:

- concrete
- cement screed
- substrates with heating coils
- anhydrite screed
- cement and plaster based plasters
- existing flooring
- wood
- metal

The supports used for laying porcelain stoneware must be dry, stable, solid, mechanically resistant, perfectly level and free of removable parts (dust, grease, oil, wax, paint, braking agents and anything else that could compromise its adhesion). They must be suitable for loads and support the stresses for the specific use.

Cement screeds must be completely set and any underfloor heating system must have completed its testing cycle.

Floorings consisting of old tiles, marble-chip floor tiles or natural stone must be solid, well anchored and without any cracks. Any oil, wax, grease, etc. must be cleaned with a water and caustic soda solution or with another detergent already tested for such purposes, in order to thoroughly clean the surface in depth. Existing painting and lead sealing of the marble must be removed.

In all cases, regardless of the type of substrate, it is very important to ensure that the surface is level, to prevent the formation of vacuums under the tiles that could weaken the laying, with particular attention to raised sections and the presence of foreign rigid bodies.

Lay the tiles by following the indications of the designer, site manager and the laying specifications.

Porcelain stoneware must be laid so that the adhesive ensures the perfect filling and adhesion over time, to prevent any deformation and guarantee the utmost reliability in all laying conditions.

Select the most suitable adhesive by following the indications of the adhesive manufacturer.

As a rule we recommend adhesives that ensure a good type C2 wettability (improved cementitious adhesive).

The tiles can be laid, in the most common situations, with joints of minimum 2-3 mm, even if in certain situations (large surfaces, facings, deformable supports,

etc.) larger joints are required along with expansion and distribution joints.

We decline all responsibility linked to laying tiles without joints.

We recommend the use of a spatula with rounded teeth to guarantee a sufficient quantity of glue on the substrate and ensure that the tiles are soaked 100%. Use the double spreading technique to ensure that there are no gaps on the back of the tile or use an adhesive that ensures a perfect filling.

During the laying make sure that the tiles follow the expansion joints on the substrate and the walls.

Create division joints of about 1 cm for very large surfaces, dividing the area as follows:

- on substrates subject to movements or bending allow for sections of about 9-12 m<sup>2</sup>;

- on stable surfaces the joints can be about every 16 – 25 m<sup>2</sup>.

Lay tiles at about 5 mm from walls, columns, edges, corners, etc.

During laying do not subject ceramic tiles to excessive stresses or violent knocks.

The tiles can be cut without particular issues and after laying we recommend waiting for the adhesive to harden before making holes or cuts for accessories.

### GROUTING THE LAID SURFACE

To select the correct grouting for the type of tile consult the manufacturers of the grouting material.

Before proceeding with the grouting wait for the adhesive to dry completely and make sure that the joints are clean.

We recommend grouting small surfaces at the time (4-5 square metres) and using a sponge soaked in clean water to remove excess material while it is still wet. This operation is important for structured surfaces, outdoor surfaces, lapped and polished surfaces.

We recommend matching the grouting to the tiles to achieve a continuity effect and pre-test on a small area how easy the grouting is to clean.

For waterproof and non-absorbing grouting with a high resistance to acids (e.g. masonry kitchen surfaces, shower cubicles, etc.) use a bicomponent epoxy mortar (e.g. Kerapoxy-Mapei).

### CLEANING AFTER LAYING

Once the laying is completed and the building work and grouting residue have been roughly removed, clean the flooring with a specific acid based descaling detergent, adequately diluted (normally it must be diluted from 1:10 to 1:5, in cold water) with a single brush cleaning machine (non-abrasive disc) and a wet vacuum machine or manually remove any film of cement residue. The product can be used pure in places with deposits or large calcareous stains, making sure that it is rinsed immediately after cleaning.

Before cleaning we recommend wetting the flooring joints with abundant clean water as the use of excessively aggressive acids could damage them. Spread the acid solution and leave it to work for a few minutes, brushing mechanically where there are greater concentrations of dirt, then rinse the flooring with abundant clean water and dry thoroughly. Do not allow the product to dry on the flooring. Before this operation it is advisable to test the resistance of the tiles to the acids on a tile that hasn't been laid or on a small hidden zone and follow the manufacturer's indications thoroughly. Do not use products containing hydrofluoric acid (HF) and its derivatives.

Examples of suitable detergents for cleaning after laying: Deterdek (Fila), Keranet (Mapei), DeltaPlus (Kerakoll). We recommend testing the detergent beforehand on a tile that hasn't been laid, in particular on lapped and/or polished products.

## GUIDA AL PRODOTTO

PRODUCT GUIDE / GUIDE AU PRODUIT / INFORMATIONEN ZUM PRODUKT  
GUÍA DEL PRODUCTO / РУКОВОДСТВО ПО ПРОДУКТУ / 产品指南



### CARACTÉRISTIQUES TECHNIQUES GRÈS CÉRAME

#### UNI EN 14411 (ISO 13006) - Bla (Annexe G)

Les carreaux en grès cérame sont fabriqués avec des matières premières sélectionnées et particulièrement pures, selon les technologies les plus modernes d'extraction et de contrôle. Le produit ainsi réalisé est un grès cérame de très haute qualité, obtenu par broyage humide des matières premières, suivi du séchage partiel par atomisation, de conservation en silos afin d'homogénéiser les caractéristiques, de pressage ou compression dans des presses hydrauliques à haute puissance à des pressions spécifiques de plus de 500 kg/m². La force élevée de pressage permet d'obtenir, après traitement thermique à des températures de près de 1200°C, un corps céramique très compact et résistant à très faible absorption d'eau, inférieure à 0,1 % (UNI EN ISO 10545-3), et à très haute résistance mécanique ne dépassant pas, en moyenne, 45 N/mm2, comparativement aux 35N/mm2 exigés (UNI EN ISO 10545-4). Le grès cérame présente une haute résistance à l'abrasion profonde, inférieure à 140 mm3 de matière enlevée, comparativement à 175 mm3 que prévoit la norme UNI EN ISO 10545-6 ; il est donc particulièrement indiqué pour les espaces à forte fréquentation. Par sa faible porosité, le produit ne gèle pas et est classé Bla selon la norme UNI EN 14411, l'absorption d'eau étant inférieure à 0,1 %.

La résistance chimique aux acides et aux bases (UNI EN ISO 10545-13) en fait aussi un produit particulièrement adapté aux lieux d'utilisation de produits agressifs de type agents chimiques, comme les structures hospitalières, les industries chimiques et pharmaceutiques, ainsi que les industries alimentaires. Les produits en grès cérame sont fournis dans une gamme étendue de formats et de finitions: naturel, polie, lappata (semi-polie), patinée, structurée et bouchardée.

#### CONSEILS DE POSE

La pose de grès cérame peut s'effectuer sur tous les supports généralement rencontrés dans le bâtiment, à savoir:

- béton
- chapes en ciment
- sous-couches avec serpents de chauffage
- chapes en anhydrite
- enduits à base de ciment et de plâtre
- revêtements de sol préexistants
- bois
- métal

Les supports qui recevront le grès cérame doivent être secs, stables, solides, mécaniquement résistants, parfaitement plans et exempts d'éléments non adhérents (poussières, graisses, huiles, cires, peintures, agents de décoffrage et tout autre produit pouvant en altérer l'adhérence). Ils doivent supporter les charges et les contraintes prévues pour l'utilisation spécifique. Les chapes en béton doivent être sèches et, en présence de systèmes de chauffage au sol, le cycle de test de l'installation doit être effectué. Les sols constitués d'anciens carrelages en céramique, dalles, pierres, naturelles, doivent être solides, bien fixés au fond, non fendus ; l'élimination d'huiles, cires, graisses doit être effectuée avec une solution d'eau et de soude caustique ou un autre détergent préalablement testé à cet effet, afin d'en assurer la totale disparition même en profondeur. Les peintures existantes et le « plombage » du marbre doivent être éliminés. Quel que soit le type de sous-couche, il reste en tout cas capital d'en soigner particulièrement la planéité afin d'éviter la formation de vides sous les dalles, qui pourraient représenter des points de faiblesse pour le revêtement, en veillant particulièrement aux reliefs et à la présence de corps étrangers rigides. La pose doit être effectuée dans les règles de l'art, en suivant les indications du concepteur, du responsable du chantier et des instructions de pose.

La pose du grès cérame doit être effectuée de manière à ce que la colle assure un remplissage et une adhérence parfaits dans le temps, afin d'éviter les phénomènes de déformation et de garantir la plus totale fiabilité dans toutes

les conditions de pose. L'adhésif le plus indiqué devra être choisi en respectant les instructions du fabricant de la colle. Il est en général conseillé d'utiliser des colles garantissant une bonne mouillabilité, de type C2 (mortiers-colles améliorés).

Les dalles peuvent être posées, dans les cas les plus courants, avec un joint d'au moins 2-3 mm, bien que dans certaines situations (pose sur surfaces étendues, pose en façade, pose sur supports déformables, etc.), la pose à joint large et la réalisation d'opportuns joints de dilatation et répartition soient indispensables. Le fabricant des carreaux décline toute responsabilité en cas de pose sans joints. L'utilisation d'une spatule à dents arrondies sera à préférer, pour garantir une quantité de colle sur la sous-couche assurant un mouillage de la totalité des dalles. Il est conseillé de pratiquer une double application afin d'éviter les vides sur l'envers de la dalle ou, en tout cas, d'utiliser une colle assurant un parfait comblement. Pendant la pose, tous les joints de dilatation existant sur la sous-couche et sur les murs devront être respectés avec les dalles. Des joints de fractionnement d'environ 1 cm devront être créés en cas de surfaces très étendues, en divisant l'espace comme suit :

- sur les sous-couches sujettes à mouvements ou flexions, prévoir des carrés d'environ 9-12 m².

- sur les surfaces stables, des joints peuvent être prévus environ tous les 16-25 m². Poser les dalles à environ 5 mm de murs, colonnes, arêtes, angles, etc.

Pendant la pose, ne pas exercer sur les dalles en céramique de contraintes excessives ou de chocs violents.

Pour la coupe, il n'existe pas de problématiques particulières ; après la pose, il est conseillé d'attendre que la colle ait durci avant de pratiquer des perçages ou des coupes pour accessoires.

#### RÉALISATION DES JOINTS DE LA SURFACE POSÉE

Pour bien choisir le joint adapté au type de carreau, il est conseillé de consulter les fabricants de produits pour joints.

Avant de réaliser les joints, il est recommandé d'attendre que la colle soit parfaitement sèche et que les joints soient bien propres. Il est conseillé d'enduire de petites surfaces à la fois (4 à 5 m²) en éliminant, avec une éponge mouillée avec de l'eau propre, l'excès de produit encore humide. Cette opération est importante pour les surfaces structurées, les surfaces d'extérieur et les surfaces semi-polies et polies. Le joint « ton sur ton » est conseillé pour garantir un effet de continuité, il permet aussi d'apprécier la facilité de nettoyage du produit pour joints sur une petite surface. Pour réaliser des joints imperméables, non absorbants et à haute résistance aux acides (ex. plans de cuisines en maçonnerie, bacs à douche, etc.), un mortier époxy bicomposant (de type Kerapoxy-Mapei) peut être utilisé.

#### NETTOYAGE APRÈS LA POSE

La pose terminée, après avoir éliminé le plus gros de la saleté de chantier et les résidus de joints, nettoyer le sol avec un détergent désincrustant à base acide spécifique correctement dilué (en général de 1:10 à 1:5, dans de l'eau froide), éventuellement avec une laveuse monobrosse (disque non abrasif) et aspirant les liquides, ou manuellement pour éliminer l'éventuel film de résidus de ciment. Le produit peut être utilisé pur sur les points présentant des incrustations ou de taches de calcaires très étendues, en prenant garde de rincer immédiatement après le nettoyage.

Attention: avant de procéder au nettoyage, il est conseillé de mouiller abondamment les joints du carrelage avec de l'eau propre, car l'utilisation d'acides trop agressifs risque de les endommager. Appliquer la solution acide et laisser agir quelques minutes, en intervenant mécaniquement sur les points les plus sales, puis rincer abondamment le sol à l'eau propre, et sécher soigneusement. Ne pas laisser sécher le produit appliqué.

Avant cette opération, il est toujours recommandé de tester la résistance du produit aux acides sur un carreau non posé ou sur une petite surface non apparente, et de suivre à la lettre les instructions des fabricants. Ne pas utiliser de produits à base d'acide fluorhydrique (HF) et ses dérivés.

Exemples de détergents indiqués pour le nettoyage après la pose : Deterdek (Fila), Keranet (Mapei), DeltaPlus (Kerakoll). Il est conseillé de tester préalablement le détergent sur un carreau non posé, notamment sur les produits « lappati » et/ou polis.



#### TECHNISCHE EIGENSCHAFTEN STEINZEUG

##### DIN EN 14411 (ISO 13006) - Bla (Anhang G)

Die Fliesen aus Feinsteinzeug werden unter der Verwendung von ausgesuchten und besonders reinen Rohstoffen hergestellt, bei denen die modernsten Technologien der Förderung und Kontrolle zum Einsatz kommen. Bei dem auf diese Weise produzierten Produkt handelt es sich um hochwertiges Feinsteinzeug, das durch Nassmahlung von Rohstoffen, der nachfolgenden partiellen Trocknung durch Versprühen, der geeigneten Silierung für die Homogenisierung der Eigenschaften und der Pressung und Kompaktierung mit Hochleistungs-Hydraulikpressen für spezifische Druckwerte mit über 500 kg/cm2 hergestellt wird. Durch die hohe Presskraft entsteht nach einer geeigneten Wärmebehandlung bei Temperaturen von ca. 1200°C ein äußerst kompakter und widerstandsfähiger Keramikkörper mit sehr geringer Wasserabsorption von unter 0,1% (UNI EN ISO 10545-3) und einer äußerst hohen mechanischen Festigkeit, deren Durchschnittswert bei über 45 N/mm2 gegenüber den erforderlichen 35 N/mm2 liegt (DIN EN ISO 10545-4). Das Feinsteinzeug weist eine hohe Beständigkeit gegen Tiefenabrieb mit unter 140 mm3 Materialabtrag, gegenüber den 175 mm3, die von der Norm DIN EN ISO 10545-6 vorgegeben werden, auf. Aus diesem Grunde eignet es sich insbesondere für Umgebungen mit hoher Begehungsfrequenz. Die geringe Porosität gewährleistet die Frostsicherheit des Produktes, das aufgrund seiner Wasseraufnahme von unter 0,1% gemäß DIN EN 14411 in der Klasse Bla eingestuft wird. Durch seine chemische Beständigkeit gegenüber Säuren und Basen (DIN EN ISO 10545-13) ist es besonders geeignet für Umgebungen, in denen aggressive Produkte wie Chemikalien verwendet werden, wie beispielsweise Krankenhäuser, Chemie- und Pharmaindustrie sowie in der Lebensmittelindustrie. Die Produkte aus Feinsteinzeug werden in verschiedenen Größen und Ausführungen geliefert: natürlich, poliert, geschliffen, beschichtet, strukturiert und gehämmert.

#### EMPFEHLUNGEN FÜR DIE VERLEGUNG

Die Verlegung des Feinsteinzeugs kann auf allen, normalerweise im Bauwesen verwendeten Unterlagen erfolgen:

- Beton
- Estriche
- Unterlagen mit Heizschlangen
- Anhydritestriche
- Zementputze und -gipse
- bestehende Fussböden
- Holz
- Metall

Die Unterlagen, auf denen das Feinsteinzeug verlegt wird, müssen trocken, stabil, fest, mechanisch widerstandsfähig und vollkommen eben sein und dürfen keine abtragbaren Partikel (Staub, Fett, Öle, Wachse, Lacke, Trennmittel und andere, die die Haftung beeinträchtigen könnten) aufweisen. Sie müssen über eine Tragfähigkeit verfügen, mit der die für die spezifische Verwendung erforderlichen Belastungen gewährleistet werden. Bei Zementestrichen muss die Trocknungsphase abgeschlossen sein. Sind Fußbodenheizungen vorhanden, muss ein Abnahmezyklus der Anlage vorgenommen werden.

Fussbodenbeläge aus alter Keramik, Fliesen oder Naturstein müssen fest und gut auf dem Untergrund verankert sein und dürfen keine Risse aufweisen. Die Entfernung von Ölen, Wachsen, Fetten, usw. muss mit einer Lösung aus Wasser und Natronlauge oder anderen Reinigungsmitteln vorgenommen werden, die

für eine solche Verwendung bereits getestet wurden, um die vollständige Entfernung auch in der Tiefe des Materials zu gewährleisten. Vorhandene Farbe und "Plombierungen" von Marmor müssen entfernt werden.

In allen Fällen und unabhängig von der Art der Unterlage ist die Ebenheit der Unterlage von grundlegender Bedeutung, um die Bildung von Hohlräumen unter den Platten zu vermeiden, die Schwachstellen der Verkleidung darstellen können. Dabei ist insbesondere auf Erhebungen und das Vorhandensein von steifen Fremdkörpern zu achten.

Die Verlegung ist fachgerecht gemäß den Anweisungen des Planers, der Bauleitung und des Lastenhefts für die Verlegung durchzuführen.

Die Verlegung von Feinsteinzeug muss so erfolgen, dass der Klebstoff langfristig eine perfekte Verfüllung und Haftung gewährleistet, um Verformungen zu vermeiden und eine maximale Betriebssicherheit unter allen Verlegungsbedingungen zu garantieren. Den optimalen Klebstoff auswählen und die Angaben des Herstellers des Klebers beachten. Im Allgemeinen werden Klebstoffe empfohlen, die eine gute Benetzbarkeit vom Typs C2 sicherstellen (aufbereitete Zementprodukte). Die Platten können in den meisten Situationen mit einer Mindestfugenbreite von 3,2 mm verlegt werden, auch wenn in bestimmten Situationen (Verlegung auf großen Flächen, Verlegung auf Fassaden oder auf verformbaren Untergründen, usw.) eine breite Fuge und die Planung geeigneter Dehnungs- und Verteilungsfugen unverzichtbar sind. Bei Verlegungen ohne Fuge wird keinerlei Haftung übernommen.

Es sollte ein Spachtel mit abgerundeten Zähnen verwendet werden, um eine Klebstoffmenge auf der Unterlage zu gewährleisten, die eine vollständige Abdeckung der Platten sicherstellt. Dabei wird die Doppelstreichbeschichtung empfohlen, um die Bildung von Hohlräumen auf der Rückseite der Platte zu vermeiden, oder es ist in jedem Falle ein Kleber zu verwenden, der eine perfekte Verfüllung garantiert. Während der Verlegung müssen bei der Anordnung der Platten alle auf der Unterlage und auf den Wänden vorhandenen Dehnungsfugen beachtet werden.

Bei sehr großen Flächen sollten Teilungsfugen von ca. 1 cm ausgeführt werden, die den Bereich wie folgt unterteilen:

- auf Unterlagen, die Bewegungen oder Biegungen unterliegen, sollten Felder von ca. 9-12 m² vorgesehen werden.
- auf stabilen Oberflächen können die Fugen mit Abständen von ca. 16-25 m² angeordnet werden.

Die Platten mit einem Abstand von ca. 5 mm zu Wänden, Säulen, Kanten, Ecken usw. verlegen. Bei der Verlegung sollten keine übermäßigen Zugbelastungen oder starke Stöße auf die Keramikplatten einwirken.

Hinsichtlich des Schnitts liegen keinerlei besonderen Probleme vor. Nach der Verlegung wird empfohlen, die Aushärtung des Klebstoffs abzuwarten, bevor Bohrungen oder Schnitte für Zubehör ausgeführt werden.

#### VERFUGEN DER VERLEGTEN FLÄCHE

Für die richtige Auswahl der für den jeweiligen Fliesentyp geeigneten Fuge sollten die Hersteller von Fugenmaterial konsultiert werden.

Vor der Ausfugung sollte die vollständige Trocknung des Klebers abgewartet und sichergestellt werden, dass die Fugen sauber sind.

Es wird empfohlen, jeweils kleine Flächen (4-5 m²) zu verfugen und mit Hilfe eines mit sauberem Wasser befeuchteten Schwammes das überschüssige Material zu entfernen, bevor dieses antrocknet. Dieser Vorgang ist wichtig für strukturierte Oberflächen, Außenflächen, sowie geläppte und geschliffene Oberflächen. Für den Effekt einer optimalen Kontinuität werden "Ton in Ton"-Fugen empfohlen, die Entfernbarekeit des Fugenmörtels sollte zuvor auf einer kleinen Fläche getestet werden. Bei einer wasserdichten, nicht absorbierenden Verfugung mit hoher Säurebeständigkeit (bspw. Küchenflächen aus Mauerwerk, Duschkabinen, usw.) kann für die Verfugung ein Zwei-Komponenten-Epoxi-Mörtel (Typ Kerapoxy-Mapei) verwendet werden.

#### REINIGUNG NACH DER VERLEGUNG

Nach Abschluss der Verlegung und nach der Entfernung der groben Rückstände von Schmutz und Verfugungsresten wird der Fussboden mit einem starken



## GUIDA AL PRODOTTO

PRODUCT GUIDE / GUIDE AU PRODUIT / INFORMATIONEN ZUM PRODUKT  
GUÍA DEL PRODUCTO / РУКОВОДСТВО ПО ПРОДУКТУ / 产品指南

Создавать разделительные швы примерно в 1 см в случае очень больших площадей, разбивая участок, как указано ниже:  
- на подстилающих слоях, подверженных движению или прогибанию, участки около 9-12 м<sup>2</sup>  
- на устойчивых поверхностях можно предусмотреть швы примерно каждые 16-25 м<sup>2</sup>

площадях, укладка на фасаде, укладка на деформируемых основах и т.п.) необходимо делать швы пошире и запланировать компенсационные и разделительные швы. Фирма не несет никакой ответственности за последствия укладки без швов. Предпочтительнее пользоваться шпателем с закругленными зубцами, чтобы нанести на подстилающий слой достаточно клея для смачивания плит на 100%. Во избежание пустот на обратной стороне плиты рекомендуется намазывать клей дважды или пользоваться клеем, гарантирующим полное заполнение. При укладке размещать плиты с учетом всех компенсационных швов, намеченных на подстилающем слое и на стенах. Создавать разделительные швы примерно в 1 см в случае очень больших площадей, разбивая участок, как указано ниже:  
- на подстилающих слоях, подверженных движению или прогибанию, участки около 9-12 м<sup>2</sup>  
- на устойчивых поверхностях можно предусмотреть швы примерно каждые 16-25 м<sup>2</sup>

Укладывать плиты примерно в 5 мм от стен, колонн, углов, выемок и т.п. При укладке не оказывать на керамические плиты излишней нагрузки и не подвергать их сильным ударам. Резка не представляет особых проблем, а после укладки рекомендуется подождать затвердевания клея и только потом выполнять отверстия или резку для принадлежностей.

### ЗАТИРКА УЛОЖЕННЫХ ПЛИТОК

По вопросам правильного подбора заделки швов к данному типу плиток рекомендуется консультироваться с производителями затирок. До выполнения заделки следует подождать полного высыхания клея и проверить, что швы хорошо очищены. Рекомендуется выполнять затирку на небольших участках (4-5 кв.м), удаляя губкой, смоченной в чистой воде, излишек материала, пока он еще влажный. Это особенно важно для структурированных, наружных, полуполированных и полированных поверхностей. Рекомендуется выбирать затирку в тон, чтобы гарантировать эффект сплошного покрытия и опробовать легкость удаления затирки на небольшом участке. Если требуется водонепроницаемая затирка, не впитывающая влагу и с повышенной стойкостью к кислотам (напр., облицованные плиткой кухонные топы, душевые кабины и т.п.), можно использовать для заделки эпоксидный двухкомпонентный раствор (типа Keraroxu-Mapei).

### ОЧИСТКА ПОСЛЕ УКЛАДКИ

После укладки вначале убирают крупные остатки строительного мусора и отходы от заделки швов, затем пол очищают специальным кислотным моющим средством с антинакипином (обычно его разводят в холодной воде до концентрации от 1:10 до 1:5); для удаления известковых налетов от цементного раствора при необходимости можно пользоваться однощеточной машиной для уборки (неабразивный диск) со всасыванием жидкости или сделать это вручную. Средство используется в неразведенном виде в местах крупных известковых налетов или разводов, при этом нужно сполоснуть поверхность сразу же после очистки. Внимание: перед очисткой рекомендуется обильно смочить стыковочные швы на полу чистой водой, поскольку слишком агрессивные кислоты могут их повредить. Нанесенный кислотный раствор оставляют на несколько минут, затем механическим способом воздействуют на места концентрации загрязнений, после чего споласкивают пол обильным количеством чистой воды и тщательно вытирают насухо. Не давать высохнуть нанесенному средству. До этой операции рекомендуется всегда проверять стойкость изделия к кислотам на отдельной неукладенной плитке или в укромном месте покрытия, а также строго следовать указаниям производителя. Не пользоваться средствами с содержанием фтористоводородной кислоты (HF) и ее производных.

Примеры моющих средств, рекомендуемых для очистки после укладки: Deterdek (Fila), Keranet (Mapei), DeltaPlus (Kerakoll). Рекомендуется предварительно опробовать моющее средство на отдельной неукладенной плитке, особенно с полуполированной или полированной поверхностью.

Примеры моющих средств, рекомендуемых для очистки после укладки: Deterdek (Fila), Keranet (Mapei), DeltaPlus (Kerakoll). Рекомендуется предварительно опробовать моющее средство на отдельной неукладенной плитке, особенно с полуполированной или полированной поверхностью.

<b>UNI EN 14411 (ISO 13006) - Bla (Appendice G)</b>
<b>技术特性</b>
<b>瓷砖</b>
<b>UNI EN 14411 (ISO 13006) - Bla (Appendice G)</b>
<b>精细瓷砖</b> , 采用精挑细选的特纯原料制造, 运用了最先进的提取与监控科技。如此生产出来的产品, 是一款品质极高的精细瓷砖, 线对原料进行潮湿研磨, 再通过雾化进行部分干燥, 在仓库停留适当时间, 使性质更均匀, 然后进行500kg/cm2以上的高能液压冲压或压实。在进行约1200度的适当高温处理之后, 高强度的冲压可带来高度紧致, 耐受性强的瓷质, 吸水率极低, 低于0.1%(UNI EN ISO 10545-3), 物理耐受性及高, 平均值超过45N/mm2, 而相关标准的要求只是35N/mm2(UNI EN ISO 10545-4)。精细瓷砖对于深度磨蚀的耐受性极高, 低于140mm3, 而UNI EN ISO 10545-6标准要求为175mm3 ; 因此特别适用于高度使用的房间。低度的多孔性, 使得产品防冻性能极好, 根据UNI EN 14411标准, 属于Bla等级, 吸水度低于0.1%。对于酸和碱化学耐受性 (UNI EN ISO 10545-13), 使其适用于使用化学催化剂等腐蚀性产品的环境, 例如医院, 化工厂, 制药厂, 食品厂等。精细瓷砖规格款式多样: 天然式, 抛光式, 磨砂式, 上釉式, 结构式, 亚光式。
<b>铺砌建议</b>
精细瓷砖可以铺砌在楼宇建筑的各种常用建材上, 包括: <b>混凝土</b> <b>水泥板</b> <b>地板暖气环形线圈</b> <b>石膏板</b> <b>水泥及石膏灰泥层</b> 先前存在的地板 <b>木</b> <b>金属</b>

精细瓷砖铺砌的基座, 应该是干燥, 稳定, 结实, 抗磨损撞击, 平滑, 没有可移除的物体 ( 灰尘, 油脂, 蜡, 漆, 脱模剂, 及其它可能有损粘合的东西 ) 。它们必须能够承受负荷, 支撑特定用途的应力。水泥板应该经过晾晒, 在铺砌了地板供暖系统的地方, 应该对设备执行检查流程。古老瓷砖, 大理石, 天然石料的地板, 应该是坚固的, 紧抓底部, 没有裂纹; 用油, 蜡, 油脂进行清洁, 应该将之溶于水和氢氧化钠或其它经实验可用于此类清洁的清洁剂, 从而保证深层清洁。原有涂料和大理石的涂铅应先清除。在任何情况下, 无论地板基础为何, 地基的平整度至关重要, 以避免瓷砖下空壳的形成, 造成地板的弱点, 尤其需要注意有无凸起和外在硬物。根据设计师, 工地负责人和工程负责人的指示, 按艺术规则铺砌瓷砖。精细瓷砖的铺砌, 应该确保粘合剂完美填满, 粘合紧密, 避免变形, 保证铺砌在任何条件下最大的稳固性。根据生产商的指示, 选择最适合的粘合剂。一般而言, 建议采用可以保证C2型湿润性的粘合剂 (改良水泥)。瓷砖在一般情况下, 可以有至少2-3mm的勾缝, 在某些情况下 ( 铺砌在大面积, 大楼正面, 变形基座上, 等 ) 必须有更宽勾缝, 设计要求有适当的接缝和分布。如果铺砌没有勾缝剂, 将须承担全责。最后使用带圆齿的抹刀, 保证底座上有一定数量的粘合剂, 保证瓷砖100%湿

润。建议涂抹两侧, 以避免瓷砖反面的空隙, 或使用可以保证完美填满的粘合剂。铺砌瓷砖期间, 请将瓷砖按照地板基础及墙面上所有现有的伸缩缝铺砌。在下列面积广阔的表面, 预留伸缩缝约为1cm, :  
- 在移动或反弹的基础, 瓷砖大小约9-12m<sup>2</sup> ;  
- 在稳定的表面可以每隔16-25m<sup>2</sup>预留伸缩缝; 在墙面, 柱面, 棱边等, 铺砌瓷砖伸缩缝约为5mm。铺砌期间, 请勿在瓷砖表面施加过大的应力或粗暴的撞击。切割瓷砖不会带来特别的问题, 在铺砌之后建议等待粘合剂硬化之后, 再进行附件所需的钻孔或切割。

润。建议涂抹两侧, 以避免瓷砖反面的空隙, 或使用可以保证完美填满的粘合剂。铺砌瓷砖期间, 请将瓷砖按照地板基础及墙面上所有现有的伸缩缝铺砌。在下列面积广阔的表面, 预留伸缩缝约为1cm, :  
- 在移动或反弹的基础, 瓷砖大小约9-12m<sup>2</sup> ;  
- 在稳定的表面可以每隔16-25m<sup>2</sup>预留伸缩缝; 在墙面, 柱面, 棱边等, 铺砌瓷砖伸缩缝约为5mm。铺砌期间, 请勿在瓷砖表面施加过大的应力或粗暴的撞击。切割瓷砖不会带来特别的问题, 在铺砌之后建议等待粘合剂硬化之后, 再进行附件所需的钻孔或切割。

在铺设表面抹油灰  
选择适合瓷砖类型的勾缝剂, 最好咨询勾缝剂的生产商。在预留伸缩缝之前, 建议等待粘合剂完全干燥, 确保伸缩缝干净。建议每次镶嵌小面积 ( 4-5平方米 ), 以浸润了清水的海绵清除粘合材料, 在其未干燥时去除多余材料。这一操作对于结构式表面, 外墙表面, 磨砂表面及抛光表面十分重要。建议使用同色调的勾缝剂, 保证色彩的连续性, 并在小范围面积内试验勾缝剂的可清洁性。如果希望涂抹防水及高度耐酸性的油灰 ( 例如厨房表面, 淋浴间等 ), 可以使用组分环氧涂料 ( 例如Kerapoxy-Mapei ) 。

铺砌后清洁  
铺砌瓷砖完成后, 去除多余的泥污与勾缝剂, 用专门的可溶性酸性去水垢清洁剂清洗地板 ( 一般以 1 : 1 0 至 1 : 5 的比例溶于冷水 ), 如有需要可借助旋转机 ( 磨砂盘 ) 与吸水机, 或者手工去除残留的水泥膜。产品可以只用于大面积水垢或钙渍的地方, 注意在清洁后立即进行冲洗。请注意, 在进行清洁之前, 最好充分以清水湿润地板勾缝剂, 因为强酸可能会产生腐蚀。等待酸性产品发生作用若干分钟, 在污垢集中的地方借助工具清洗, 然后用大量清水冲洗地板, 并仔细抹干。请勿让清洁产品风干。在进行这一操作之前, 请先在一块备用瓷砖, 或在隐蔽区域上实验产品的耐酸性, 并严格执行生产商的指示。请勿使用含氢氟酸及其衍生品的产品。

适合进行铺砌后清洁的产品举例: Deterdek (Fila), Keranet (Mapei), DeltaPlus (Kerakoll). 建议在备用瓷砖上实验清洁剂, 尤其在抛光及/或磨砂瓷砖上。

## 1

## 2

## 3

## 4

## 5

## 6

## 7

## 8

## 9

## 0

## 1

## 2

## 3

## 4

## 5

## 6

## 7

## 8

## 9

## 0

## 1

## 2

## 3

## 4

## 5

## 6

## 7

## 8

## 9

## 0

## 1

## 2

## 3

## 4

## 5

## 6

## 7

## 8

## 9

## 0

## 1







## 2




GUIDA AL PRODOTTO

PRODUCT GUIDE / GUIDE AU PRODUIT / INFORMATIONEN ZUM PRODUKT  
GUÍA DEL PRODUCTO / РУКОВОДСТВО ПО ПРОДУКТУ / 产品指南

CARATTERISTICHE TECNICHE GRES PORCELLANATO  
UNI EN 14411 (ISO 13006) - Bla (Appendice G)

TECHNICAL SPECIFICATIONS PORCELAIN STONEWARE / CARACTÉRISTIQUES TECHNIQUES GRÈS CÉRAMÉ  
TECHNISCHE EIGENSCHAFTEN STEINZEUG / CARACTERÍSTICAS TÉCNICAS GRES PORCELÁNICO  
ТЕХНИЧЕСКИЕ ХАРАКТЕРИСТИКИ ФАРФОРОВЫЙ ГРЕС / 技术特性 瓷砖

CARATTERISTICA Specification Caractéristique Eigenschaft Característica Характеристикаметодо 规格	METODO DI PROVA Test methods Methode d'essai Testverfahren Prueba Стандарт испытаний 测试方式	REQUISITI PREVISTI DALLA NORMA Requirements in accordance to the standards Caracteristiques requises Vorgesehene eigenschaften gemäs normen Características previstas por la norma Требования предусмотренные стандартом 法定要求	VALORE MEDIO Average value Valeur moyenne Durchschnittlicher wert Valor medio Средний показатель 技术规格
 <b>DIMENSIONI E ASPETTO</b> DIMENSIONS AND APPEARANCE DIMENSIONS ET ASPECT MASSE UND AUSSEHEN DIMENSIONES Y ASPECTO РАЗМЕРЫ И ВНЕШНИЙ ВИД 尺寸和外观	ISO 10545-2	PROSPETTO G.1 PROSPECT G.1 FEUILLE G.1 PROSPEKT G.1 PROSPECTO G.1 ТАБЛИЦА G.1 说明书 G. 1	CONFORME COMPLIANT CONFORME ERFÜLLT CONFORME СООТВЕТСТВУЕТ 符合
 <b>ASSORBIMENTO D'ACQUA</b> WATER ABSORPTION ABSORPTION D'EAU WASSERAUFNAHME ABSORCIÓN DE AGUA ВОДОПОГЛОЩЕНИЕ 吸水率	ISO 10545-3	≤0,5%	< 0,1%
 <b>RESISTENZA A FLESSIONE</b> FLEXURAL RESISTANCE RESISTANCE A LA FLEXION BIEGEFESTIGKEIT RESISTENCIA A LA FLEXIÓN ПРОЧНОСТЬ НА ИЗГИБ 弯曲强度	ISO 10545-4	min./МИН 35 N/mm <sup>2</sup>	> 45 N/mm <sup>2</sup>
<b>SFORZO DI ROTTURA</b> MODULUS OF RUPTURE CHARGE DE RUPTURE BRUCHLAST CARGA DE RUPTURA СТОЙКОСТЬ НА ИЗЛОМ 断裂应力		<b>SPESSORE / THICKNESS / EPAISSEUR / STÄRKE</b> ESPESOR / ТОЛЩИНА / 厚度 ≥ 7,5 mm; min. 1300N	<b>SPESSORE*</b> THICKNESS* EPAISSEUR* STÄRKE* ESPESOR* DEBLJINA* ТОЛЩИНА* 厚度 6,5 mm* 1800 N* 10 mm* 3000 N*
		<b>SPESSORE / THICKNESS / EPAISSEUR / STÄRKE</b> ESPESOR / ТОЛЩИНА / 厚度 < 7,5 mm; min. 1300 N	20 mm** 13000 N*
 <b>RESISTENZA ALL'ABRASIONE PROFONDA</b> DEEP ABRASION RESISTANCE RESISTANCE A L'ABRASION PROFONDE BESTÄNDIGKEIT GEGEN TIEFENVERSCHLEISS RESISTENCIA A LA ABRASIÓN PROFUNDA УСТОЙЧИВОСТЬ К ГЛУБОКОМУ СТИРАНИЮ 深耐磨性	ISO 10545-6	≤175 mm <sup>3</sup>	< 140 mm <sup>3</sup>
 <b>COEFFICIENTE DILATAZIONE TERMICA LINEARE (α)</b> LINEAR EXPANSION THERMIC COEFFICIENT COEFF. DILATATION THERMIQUE LINEIQUE LINEARER TERMISCHEAUSDEHNUNGSKOEFFIZIENT COEF. DILATACIÓN TERMICA LINEAL КОЭФФИЦИЕНТ ТЕПЛООВОГО ЛИНЕЙНОГО РАСШИРЕНИЯ (α) 直线热膨胀系数	ISO 10545-8	METODO DISPONIBILE AVAILABLE ON REQUEST METHODE DISPONIBLE VERFÜGBARES VERFAHREN TEST DISPONIBLE ОПРЕДЕЛЯЕТСЯ ПРОИЗВОДИТЕЛЕМ 可用方法	≤ 7x10 <sup>-6</sup> °C <sup>-1</sup>
 <b>RESISTENZA AGLI SBALZI TERMICI</b> RESISTANCE TO SUDDEN TEMPERATURE CHANGES RESISTANCE AUX CHOCS THERMIQUES TEMPERATURWECHSELBESTÄNDIGKEIT RESISTENCIA A LAS VARIACIONES TERMICAS СТОЙКОСТЬ К ТЕМПЕРАТУРНЫМ ПЕРЕПАДАМ 耐热冲击性	ISO 10545-9	METODO DISPONIBILE AVAILABLE ON REQUEST METHODE DISPONIBLE VERFÜGBARES VERFAHREN TEST DISPONIBLE ОПРЕДЕЛЯЕТСЯ ПРОИЗВОДИТЕЛЕМ 可用方法	RESISTE RESISTANT BESTÄNDIG RESISTE УСТОЙЧИВА 抵御

CARATTERISTICA Specification Caractéristique Eigenschaft Característica Характеристикаметодо 规格	METODO DI PROVA Test methods Methode d'essai Testverfahren Prueba Стандарт испытаний 测试方式	REQUISITI PREVISTI DALLA NORMA Requirements in accordance to the standards Caracteristiques requises Vorgesehene eigenschaften gemäs normen Características previstas por la norma Требования предусмотренные стандартом 法定要求	VALORE MEDIO Average value Valeur moyenne Durchschnittlicher wert Valor medio Средний показатель 技术规格
 <b>RESISTENZA AL GELO</b> FROST RESISTANCE RESISTANCE AU GEL FROSTBESTÄNDIGKEIT RESISTENCIA AL HIELO МОРОЗОСТОЙКОСТЬ 耐结冰性	ISO 10545-12	RICHIESTA ALWAYS TESTED EXIGÉE NOTWENDIG NECESARIA ТРЕБУЕМАЯ 要求	RESISTE RESISTANT BESTÄNDIG RESISTE УСТОЙЧИВА 抵御
 <b>PRODOTTI CHIMICI AD USO DOMESTICO ED ADDITIVI PER PISCINA</b> HOUSEHOLD CHEMICALS AND SWIMMING POOL WATER CLEANSERS PRODUITS CHIMIQUES COURANTS ET ADDITIFS POUR PISCINE CHEM.PRODUKTE FÜR DEN HAUSHALTSGEBRAUCH UND ZUSATZ FÜR SCHWIMMBÄDER PRODUCTOS QUÍMICOS PARA UTILIZO DOMÉSTICO Y ADITIVOS PARA PISCINA БЫТОВЫЕ ХИМИЧЕСКИЕ СРЕДСТВА И СРЕДСТВА ДЛЯ БАССЕЙНОВ 家用化学产品和泳池添加剂		min. B МИН. B	min. B МИН. B
<b>ACIDI ED ALCALI A BASSA CONCENTRAZIONE</b> ACIDS AND LOW CONCENTRATION ALKALIS ACIDES ET ALCALI A FAIBLE CONCENTRATION SÄUREN UND ALKALI IN GERINGER KONZENTRATION ÁCIDOS Y ÁLCALI CON BAJA CONCENTRACIÓN НИЗКОКОНЦЕНТРИРОВАННЫЕ КИСЛОТЫ И ЩЕЛОЧИ 低浓度酸碱	ISO 10545-13	DA LA, LB A LC FROM LA, LB TO LC / DE LA, LB A LC VON LA, LB BIS LC / DE LA, LB A LC OT LA, LB DO LC / DA LA, LB A LC	DA LA, LB A LC FROM LA, LB TO LC / DE LA, LB A LC VON LA, LB BIS LC / DE LA, LB A LC OT LA, LB DO LC / DA LA, LB A LC
<b>ACIDI ED ALCALI AD ALTA CONCENTRAZIONE</b> ACIDS AND HIGH CONCENTRATION ALKALIS ACIDES ET ALCALI A FORTE CONCENTRATION SÄUREN UND ALKALI IN HOHER KONZENTRATION ÁCIDOS Y ÁLCALI CON ALTA CONCENTRACIÓN ВЫСОКОКОНЦЕНТРИРОВАННЫЕ КИСЛОТЫ И ЩЕЛОЧИ 高浓度酸		METODO DISPONIBILE AVAILABLE ON REQUEST METHODE DISPONIBLE VERFÜGBARES VERFAHREN TEST DISPONIBLE ОПРЕДЕЛЯЕТСЯ ПРОИЗВОДИТЕЛЕМ 可用方法	METODO DISPONIBILE AVAILABLE ON REQUEST METHODE DISPONIBLE VERFÜGBARES VERFAHREN TEST DISPONIBLE ОПРЕДЕЛЯЕТСЯ ПРОИЗВОДИТЕЛЕМ 可用方法
 <b>RESISTENZA ALLE MACCHIE UGL</b> STAIN RESISTANCE UGL RESISTANCE AUX TACHES UGL FLECKBESTÄNDIGKEIT UGL RESISTENCIA A LAS MANCHAS UGL УСТОЙЧИВОСТЬ К ЗАГРЯЗНЕНИЮ UGL 耐污渍性 UGL	ISO 10545-14	METODO DISPONIBILE AVAILABLE ON REQUEST METHODE DISPONIBLE VERFÜGBARES VERFAHREN TEST DISPONIBLE ОПРЕДЕЛЯЕТСЯ ПРОИЗВОДИТЕЛЕМ 可用方法	METODO DISPONIBILE AVAILABLE ON REQUEST METHODE DISPONIBLE VERFÜGBARES VERFAHREN TEST DISPONIBLE ОПРЕДЕЛЯЕТСЯ ПРОИЗВОДИТЕЛЕМ 可用方法
<b>RESISTENZA ALLE MACCHIE GL</b> STAIN RESISTANCE GL RESISTANCE AUX TACHES GL FLECKBESTÄNDIGKEIT GL RESISTENCIA A LAS MANCHAS GL УСТОЙЧИВОСТЬ К ЗАГРЯЗНЕНИЮ GL 耐污渍性 GL		min. 3 МИН. 3	min. 3 МИН. 3

\* VALORI RIFERITI AL FORMATO 60X60 / VALUES REFERRED TO 60X60 SIZE / VALEURS RELATIVES AU FORMAT 60X60/ WERTE AUF DAS FORMAT 60X60  
VALORES REFERIDO AL FORMATO 60X60 / ЦЕННОСТИ, ОТНОСЯЩИЕСЯ К РАЗМЕРУ 60X60 / 价格指向60x60尺寸

## CARATTERISTICHE TECNICHE BICOTTURA UNI EN 14411 (ISO 13006) - BIII (Appendice L)

La bicottura è ottenuta da argille provenienti da cave locali di proprietà e da chamotte, macinate a secco, opportunamente miscelate, umidificate e pressate attraverso presse idrauliche. La cottura del supporto avviene in ciclo rapido mediante forni a rulli a temperatura di circa 1100°C. Dopo la smaltatura del biscotto si procede alla cottura del vetrato in forno a rulli monostrato a circa 1030°C. Si ottengono materiali da rivestimento con un assorbimento d'acqua superiore al 10%, classificati nel gruppo BIII secondo la norma UNI EN 14411. Questa tipologia presenta ritiri durante la cottura praticamente nulli, tale costanza dimensionale si traduce in una notevole facilità di posa, inoltre la produzione di grandi formati viene completamente rettificata.

### CONSIGLI DI POSA

Le piastrelle in bicottura possono indifferentemente essere posate con collanti o malte cementizie.

Scegliere l'adesivo più indicato attenendosi alle indicazioni del produttore del collante stesso.

E' da evitare assolutamente la bagnatura prima della posa nel caso si utilizzino collanti a base di resine acriliche o viniliche e quando si usino collanti bi-componenti a base di solventi organici.

Sui grandi formati è bene operare col sistema di posa della doppia spalmatura e prevedere, per ampie superfici, opportuni giunti di dilatazione che non dovranno essere distanziati l'uno dall'altro più di 4-5 metri lineari.

Riportiamo di seguito le condizioni di posa da evitare che potrebbero generare problemi:

- per posa su calcestruzzo o intonaco non ancora asciutto, lasciare asciugare almeno una settimana per centimetro di spessore.
- nel caso di posa con utilizzo di sola malta cementizia si consiglia di non superare i 5mm circa di spessore per evitare deformazioni delle piastrelle durante le fasi di asciugatura
- per posa su elementi in laterizio, si consiglia di non superare mai i 4-5 mm di spessore di adesivo per piastrelle.
- per posa su supporti flessibili (tipo cartongesso, pannelli polimerici, ecc.) che possono generare movimenti della piastrella si consiglia di non superare i 2-3 mm di spessore di adesivo per piastrelle e di utilizzare colle di classe C2 o D1.
- per posa su superfici di laterizio impermeabilizzate, che impediscono la fuoriuscita dell'umidità, si consiglia di non superare i 3 mm di spessore di adesivo per piastrelle e di utilizzare colle di classe C2 o D1.

Evitare pose senza giunto di dilatazione o fuga, per impedire che le sollecitazioni dovute a dilatazione vengano scaricate direttamente sulla piastrella.

### DOUBLE FIRING TECHNICAL SPECIFICATIONS

#### UNI EN 14411 (ISO 13006) - BIII (Appendix L)

Double firing uses clays from local owned quarries and chamotte, dry-ground, mixed and pressed with hydraulic presses. The firing of the support is performed in quick cycle with roller ovens at a temperature of about 1100°. After the glazing of the biscuit the glaze is fired in single layer roller ovens at about 1030°. The resulting facing materials with a water absorption higher than 10%, classified as BIII according to standard UNI EN 14411. These types of tiles have practically no shrinkage during firing, and this dimensional consistency results in a very easy to lay product and the production of large formats is completely ground.

### LAYING RECOMMENDATIONS

Double firing tiles can be laid with adhesives and cement mortar.

Select the most suitable adhesive by following the indications of the adhesive manufacturer.

When using acrylic or vinyl resin adhesives and when using organic solvents based bicomponent adhesives do not wet before laying.

When laying large format tiles use the double spreading laying technique and allow, for large surfaces, expansion joints that must not distance more than 4-5 linear metres from each other.

See below for laying recommendations that ensure a good result:

- when laying on concrete or plaster that is not dry yet, leave it to dry for at least a week per centimetre of thickness;
  - when laying using only cement mortar we recommend not exceeding 5 mm of thickness to avoid deformations of the tiles during drying;
  - when laying on brickwork never exceed 4-5 mm of thickness of adhesive per tile;
  - when laying on flexible supports (e.g. plasterboard, polymeric panels, etc.) that could generate movements of the tiles we recom-mend not exceeding 2-3 mm of thickness of adhesive per tile and using C2 or D1 class glue.
- Do not lay tiles without expansion joints or grouting otherwise the stresses due to expansion will be discharged directly on the tiles.

### CARACTÉRISTIQUES TECHNIQUES BICUISSON

#### UNI EN 14411 (ISO 13006) - BIII (Annexe L)

La biccuisson est obtenue avec des argiles provenant de carrières locales privées et de chamottes broyées à sec, opportunément mélangées, humidifiées et pressées dans des presses hydrauliques. La cuisson du support se fait en cycle rapide dans des fours à rouleaux à une température d'environ 1100°C. Après l'émaillage du biscuit, le produit est ensuite cuit dans des fours à rouleaux monocouche à environ 1030°C. On obtient des matériaux de revêtement avec à absorption d'eau supérieure à 10 %, classés groupe BIII selon la norme UNI EN 14411. Cette catégorie ne se rétracte pratiquement pas pendant la cuisson, cette constance dimensionnelle se traduit par une grande facilité de pose; par ailleurs, la production de grands formats est complètement rectifiée.

### CONSEILS DE POSE

Les carreaux en biccuisson peuvent être posés aussi bien avec des colles qu'avec des mortiers à base de ciment. L'adhésif le plus indiqué devra être choisi en respectant les instructions du fabricant de la colle. Le mouillage avant la pose est à éviter absolument en cas d'utilisation de colles à base de résines acryliques ou vinyliques et de colles bicomposant à base de solvants organiques.

Sur les grands formats, il est conseillé de travailler selon la technique de pose de double application et de prévoir, sur les grandes surfaces, d'opportuns joints de dilatation qui ne devront pas être espacés les uns des autres de plus de 4 à 5 mètres. Ci-après figurent les conditions de pose à éviter pour ne pas rencontrer de problèmes:

- pour la pose sur béton ou enduit encore frais, laisser sécher au moins une semaine par centimètre d'épaisseur
- en cas de pose avec utilisation de mortier à base de ciment seulement, il est conseillé de ne pas dépasser 5 mm d'épaisseur pour éviter les déformations des carreaux au cours du séchage.

### TECHNISCHE EIGENSCHAFTEN ZWEIBRANDVERFAHREN

#### DIN EN 14411 (ISO 13006) - BIII (Anhang L)

Das Zweibrandverfahren erfolgt mit Tonauseigenen lokale Steinbrüchen und Schamotteton, die trocken gemahlen, entsprechend gemischt, befeuchtet und mit hydraulischen Pressen gepresst werden. Der Brand der Unterlage erfolgt bei einer Temperatur von ca. 1100°C im Schnellzyklus in Rollenöfen. Nach der Glasierung des Biskuits wird der Brand des glasierten Werkstücks im Einschicht-Rollenofen bei ca. 1030° C durchgeführt. Auf diese Weise werden Verkleidungsmaterialien und einer Wasseraufnahme von über 10% hergestellt, die in die Gruppe BIII gemäß der Norm DIN EN 14411 eingestuft werden. Bei diesem Typ liegt während des Brandes praktisch keinerlei Schrumpfung vor. Diese Maßhaltigkeit gewährleistet eine erhebliche Erleichterung der Verlegung. Darüber hinaus wird die Herstellung von großen Formaten vollständig korrigiert.

### EMPFEHLUNGEN FÜR DIE VERLEGUNG

Die Zweibrand-Fliesen können sowohl mit Klebern oder mit Zementmörtel verlegt werden. Den optimalen Klebstoff auswählen und die Angaben des Herstellers des Klebers beachten. Die Befeuchtung vor der Verlegung ist in jedem Falle zu vermeiden, wenn Kleber auf der Basis von Acrylharzen oder Vinyl, oder Zweikomponentenkleber auf der Basis organischer Lösungsmittel verwendet werden. Bei großen Formaten sollte die Verlegung mit der Doppelstreichbeschichtung erfolgen. Darüber hinaus sollten entsprechende Dehnungsfugen mit einem Abstand von nicht mehr als 4-5 Linearmetern voneinander vorgesehen werden. Die nachfolgend aufgeführten Verlegungsbedingungen sollten vermieden werden, da diese zu Problemen führen könnten:

- Für die Verlegung auf noch nicht vollständig getrocknetem Beton oder Putz beträgt die Trocknungszeit mindestens eine Woche pro Zentimeter Stärke.
  - Bei der Verlegung mit ausschließlicher Verwendung von Zementmörtel wird empfohlen, eine Stärke von 5 mm nicht zu überschreiten, um ein Verziehen der Fliesen während der Trocknung zu verhindern.
  - Für die Verlegung auf Backstein-Elementen wird empfohlen, keinesfalls eine Stärke von 4-5 mm des Fliesenklebers zu überschreiten.
  - Bei der Verlegung auf flexiblen Unterlagen (wie Gipskartonplatten, Polymerplatten, usw.), die Bewegungen der Fliese erzeugen können, wird empfohlen, eine Stärke von 2,3 mm des Fliesenklebers nicht zu überschreiten und Kleber der Klasse C2 oder D1 zu verwenden.
  - Für die Verlegung auf wasserdichten Ziegeloberflächen, die den Austritt der Feuchtigkeit verhindern, wird empfohlen, eine Stärke von 3 mm des Fliesenklebers nicht zu überschreiten und Kleber der Klasse C2 oder D1 zu verwenden.
- Die Verlegung ohne Dehnungsfugen sollte vermieden werden, um zu vermeiden, dass die Spannungen durch die Dehnung direkt auf die Fliesen einwirken.

### CARACTERÍSTICAS TÉCNICAS DE LA DOBLE COCCIÓN

#### UNI EN 14411 (ISO 13006) - BIII (Apéndice L)

La doble cocción se obtiene de arcillas provenientes de canteras locales propias y de chamotas, moldas en seco, oportunamente mezcla-das, humidificadas y prensadas mediante prensas hidráulicas. La cocción del soporte se realiza en ciclo rápido mediante hornos de rodillos a una temperatura de aproximadamente 1100°C. Después de esmaltar el bizcocho se procede a cocer el vítreo en un horno de rodillos monocapa a unos 1030°C. De este modo se obtienen materiales de revestimiento con una absorción de agua superior al 10%, clasificados en el grupo BIII según la norma UNI EN 14411. Este tipo de material presenta retracciones durante la cocción prácticamente nulos, esta constancia dimensional se traduce en una notable facilidad de colocación, además, la producción de grandes formatos se rectifica por completo.

### CONSEJOS PARA LA COLOCACIÓN

Los azulejos de doble cocción pueden ser colocados indiferentemente utilizando colas o lechadas de cemento. Elija el adhesivo más indicado ateniéndose a las indicaciones del productor de la cola. Evite completamente mojar las partes antes de la colocación si utiliza colas a base de resinas acrílicas o vinílicas y cuando emplee colas bicomponentes a base de disolventes orgánicos. Para los grandes formatos es aconsejable seguir un sistema de colocación de doble extendido y prever, en caso de superficies amplias, juntas de dilatación adecuadas, las cuales no deberán distar más de 4-5 metros lineales entre ellas.

A continuación se indican las condiciones de colocación que podrían generar problemas y que, por lo tanto, deben ser evitadas:

- para la puesta sobre hormigón o enlucido que aún no está seco, dejar secar por lo menos una semana por centimetro de espesor
- en caso de puesta con uso de una sola lechada de cemento se aconseja no superar los 5 mm aproximadamente de espesor, para evitar deformaciones de los azulejos durante las fases de secado
- para la puesta sobre elementos en arcilla cocida, se aconseja no superar nunca los 4-5 mm. de espesor de adhesivo para azulejos
- para la puesta sobre soportes flexibles (tipo yeso, paneles poliméricos, etc.) que pueden generar movimientos del azulejo se aconseja no superar los 2-3 mm de espesor de adhesivo para azulejos y utilizar colas de clase C2 o D1.
- para la puesta sobre superficies de arcilla cocida impermeabilizadas, que impiden la salida de la humedad, se aconseja no superar los 3 mm de espesor de adhesivo para azulejos y utilizar colas de clase C2 o D1.

Evite la colocación sin junta de dilatación, de este modo impedirá que las sollicitaciones debidas a la dilatación se descarguen directamente sobre el azulejo.



## GUIDA AL PRODOTTO

PRODUCT GUIDE / GUIDE AU PRODUIT / INFORMATIONEN ZUM PRODUKT  
GUÍA DEL PRODUCTO / РУКОВОДСТВО ПО ПРОДУКТУ / 产品指南

### ТЕХНИЧЕСКИЕ ХАРАКТЕРИСТИКИ ПЛИТКИ ДВУКРАТНОГО ОБЖИГА UNI EN 14411 (ISO 13006) - BIII (Приложение L)

Плитку двукратного обжига получают из глин, добываемых из собственных карьеров, и из шамота, которые размалывают сухим способом, смешивают, увлажняют и прессуют гидропрессами. Обжиг основы проводится быстрым циклом в роликовых печах при температуре около 1100°C.

После глазурования бисквита выполняется обжиг остеклованной плитки в однослойной роликовой печи примерно при 1030°C. Так получают облицовочный материал с пределом прочности на изгиб в среднем выше 17 Н/мм<sup>2</sup> согласно UNI EN ISO 10545-4 и с поглощением воды выше 10%, с классификацией в группу BIII по норме UNI EN 14411. На материале этого типа при обжиге практически не происходит усадки, такое постоянство размеров значительно облегчает укладку, кроме того, крупноформатная продукция полностью ректифицирована.

#### РЕКОМЕНДАЦИИ ПО УКЛАДКЕ

Плитки двукратного обжига можно одинаково укладывать на клеевые смеси и цементные растворы. Выбрать наиболее подходящий клей, придерживаясь указаний производителя клея. Категорически не допускается смачивания перед укладкой при использовании клеев на базе акриловых или виниловых смол, а также двухкомпонентных клеев на базе органических растворителей. Крупные форматы рекомендуется укладывать методом двойного намазывания, для больших площадей предусматривают компенсационные швы, которые следует размещать не реже, чем через 4-5 погонных метров.

Ниже приведены советы по предупреждению ошибок при укладке во избежание проблем:

- если бетон или штукатурка, на которые укладывается плитка, еще влажные, следует оставить их сохнуть из расчета не менее недели на сантиметр толщины
- при укладке на цементный раствор рекомендуется не превышать по толщине примерно 5 мм во избежание деформации плитки при высыхании
- при укладке на кирпич рекомендуется ни в коем случае не превышать 4-5 мм толщины слоя клея для плиток
- при укладке на гибкие основы (гипсокартон, панели из полимеров и т.п.), которые могут вызвать смещение плиток, рекомендуется накладывать клей слоем не более 2-3 мм и пользоваться клеями класса C2 или D1
- для укладки на кирпичные поверхности с гидроизоляцией, которые не допускают просачивания влаги, рекомендуется накладывать клей для плиток слоем не толще 3 мм и пользоваться клеями класса C2 или D1. Избегать укладки без компенсационных швов или стыковых швов во избежание того, что нагрузка при расширении будут воздействовать непосредственно на плитку.

#### 二次烧制技术特性

UNI EN 14411 (ISO 13006) - BIII (Appendice L)








二次烧制瓷砖来自公司自有的山洞所产的陶土和粘土，干燥研磨，适当混合，打湿，通过液压机进行冲压。底座的烧制经过快速流程，在约1100度的滚筒炉进行。在上釉之后，在约1030度的单普滚筒炉进行玻璃烧制。如此得到覆盖材料，折断载荷超过17N/mm<sup>2</sup>，符合UNI EN ISO 10545-4 标准，吸水率超过10%，在UNI EN 14411属于BIII级别。这种类型的瓷砖，在烧制过程中回收物为零，尺寸稳定，易于铺砌，此外，大规模瓷砖的生产都经过完全的校正。

#### 铺砌建议

二次烧制瓷砖可以通过胶水或混凝土铺砌。根据生产商的指示，选择最适合的粘合剂。如果使用丙烯酸或乙烯基树脂胶水，或有机溶剂双组分胶水，绝对要避免在铺砌前湿水。大规模瓷砖最好使用双层涂抹体系铺砌，大面积最好留有适当的伸缩缝，两者之间的直线距离不应超过4-5米。在此我们重申应该避免的铺砌情况，以免产生问题：  
- 铺砌在未干的混凝土或水泥上，每厘米厚度的水泥至少应风干一星期  
- 如果使用水泥砂浆，建议不要超过5mm厚度，以避免干燥过程中瓷砖变形  
- 如果铺砌在砖上，建议瓷砖粘合剂永不要超过4-5mm厚度  
- 如果铺砌在容易折弯的基座上（例如石膏板，聚合板，等），可能会导致瓷砖滑动，建议瓷砖粘合剂厚度不要超过2-3mm，请使用C2或D1级别的胶水。  
- 如果铺砌在经过防水处理的砖上，阻止湿度外溢，建议瓷砖粘合剂厚度不要超过3 mm，请使用C2或D1级别的胶水。请避免不设伸缩缝或勾缝剂的铺砌，以防止伸缩应力直接卸载到瓷砖上。

### CARATTERISTICHE TECNICHE BICOTTURA UNI EN 14411 (ISO 13006) - BIII (Appendice L)

DOUBLE FIRING TECHNICAL SPECIFICATIONS / CARACTÉRISTIQUES TECHNIQUES BICUISSON  
TECHNISCHE EIGENSCHAFTEN ZWEIBRANDVERFAHREN / CARACTERÍSTICAS TÉCNICAS DE LA DOBLE COCCIÓN  
ТЕХНИЧЕСКИЕ ХАРАКТЕРИСТИКИ ПЛИТКИ ДВУКРАТНОГО ОБЖИГА / 二次烧制技术特性

CARATTERISTICA Specification Caracteristique Eigenschaft Característica Характеристикаметодо 规格	METODO DI PROVA Test methods Methode d'essai Testverfahren Prueba Стандарт испытаний 测试方式	REQUISITI PREVISTI DALLA NORMA Requirements in accordance to the standards Caracteristiques requises Vorgesehene eigenschaften gemäs normen Características previstas por la norma Требования предусмотренные стандартом 法定要求	VALORE MEDIO Average value Valeur moyenne Durchschnittlicher wert Valor medio Средний показатель 技术规格
 <b>DIMENSIONI E ASPETTO</b> DIMENSIONS AND APPEARANCE / DIMENSIONS ET ASPECT MASSE UND AUSSEHEN / DIMENSIONES Y ASPECTO РАЗМЕРЫ И ВНЕШНИЙ ВИД / 尺寸和外观	<b>ISO 10545-2</b>	<b>PROSPETTO L.1</b> PROSPECT L.1 / FEUILLE L.1 PROSPEKT L.1 / PROSPECTO L.1 ТАБЛИЦА L.1 / 说明书 L.1	<b>CONFORME</b> COMPLIANT / CONFORME ERFÜLLT / CONFORME СООТВЕТСТВУЕТ / 符合
 <b>ASSORBIMENTO D'ACQUA</b> WATER ABSORPTION / ABSORPTION D'EAU / WASSERAUFNAHME ABSORCIÓN DE AGUA / ВОДОПОГЛОЩЕНИЕ / 吸水率	<b>ISO 10545-3</b>	> 10%	> 10%
 <b>RESISTENZA A FLESSIONE</b> FLEXURAL RESISTANCE RESISTANCE A LA FLEXION BIEGEFESTIGKEIT RESISTENCIA A LA FLEXIÓN ПРОЧНОСТЬ НА ИЗГИБ 弯曲强度	<b>ISO 10545-4</b>	<b>SPESSORE / THICKNESS / EPAISSEUR / STÄRKE</b> ESPESOR / ТОЛЩИНА / 厚度 ≥ 7,5 mm: min. 12 N/mm <sup>2</sup>  <b>SPESSORE / THICKNESS / EPAISSEUR / STÄRKE</b> ESPESOR / ТОЛЩИНА / 厚度 < 7,5 mm: min. 15 N/mm <sup>2</sup>	> 17 N/mm <sup>2</sup>
<b>SFORZO DI ROTTURA</b> MODULUS OF RUPTURE CHARGE DE RUPTURE BRUCHLAST CARGA DE RUPTURA СТОЙКОСТЬ НА ИЗЛОМ 断裂应力	<b>ISO 10545-4</b>	<b>SPESSORE / THICKNESS / EPAISSEUR / STÄRKE</b> ESPESOR / ТОЛЩИНА / 厚度 ≥ 7,5 mm: min. 600 N  <b>SPESSORE / THICKNESS / EPAISSEUR / STÄRKE</b> ESPESOR / ТОЛЩИНА / 厚度 < 7,5 mm: min. 200 N	<b>CONFORME</b> COMPLIANT CONFORME ERFÜLLT CONFORME СООТВЕТСТВУЕТ 符合
 <b>COEFFICIENTE DILATAZIONE TERMICA LINEARE (α)</b> LINEAR EXPANSION THERMIC COEFFICIENT COEFF. DILATATION THERMIQUE LINEIQUE LINEARER TERMISCHEAUSDEHNUNGSKOEFFIZIENT COEF. DILATACIÓN TÉRMICA LINEAL КОЭФФИЦИЕНТ ТЕМПОВОГО ЛИНЕЙНОГО РАСШИРЕНИЯ (Α) 直线热膨胀系数	<b>ISO 10545-8</b>	<b>METODO DISPONIBILE</b> AVAILABLE ON REQUEST METHODE DISPONIBLE VERFÜGBARES VERFAHREN TEST DISPONIBLE ОПРЕДЕЛЯЕТСЯ ПРОИЗВОДИТЕЛЕМ 可用方法	≤ 7x10 <sup>-6</sup> °C <sup>-1</sup>
 <b>RESISTENZA AGLI SBALZI TERMICI</b> RESISTANCE TO SUDDEN TEMPERATURE CHANGES RESISTANCE AUX CHOCs THERMIQUES TEMPERATURWECHSELBESTÄNDIGKEIT RESISTENCIA A LAS VARIACIONES TERMICAS СТОЙКОСТЬ К ТЕМПЕРАТУРНЫМ ПЕРЕПАДАМ 耐热冲击性	<b>ISO 10545-9</b>	<b>METODO DISPONIBILE</b> AVAILABLE ON REQUEST METHODE DISPONIBLE VERFÜGBARES VERFAHREN TEST DISPONIBLE ОПРЕДЕЛЯЕТСЯ ПРОИЗВОДИТЕЛЕМ 可用方法	<b>RESISTE</b> RESISTANT RESISTANT BESTÄNDIG RESISTE УСТОЙЧИВА 抵御
<b>RESISTENZA AL CAVILLO</b> CRAZING RESISTANCE / RESISTANCE AU TRESSAILLAGE GLASURRISS-BESTÄNDIGKEIT / RESISTENCIA AL CUARTEAADO УСТОЙЧИВОСТЬ К ОБРАЗОВАНИЮ ТРЕЩИН / 耐龟裂性	<b>ISO 10545-11</b>	<b>RICHIESTA</b> ALWAYS TESTED / EXIGEE NOTWENDIG / NECESARIA ТРЕБУЕМАЯ / 要求	<b>RESISTE</b> RESISTANT / RESISTANT BESTÄNDIG / RESISTE УСТОЙЧИВА / 抵御
 <b>PRODOTTI CHIMICI AD USO DOMESTICO ED ADDITIVI PER PISCINA</b> HOUSEHOLD CHEMICALS AND SWIMMING POOL WATER CLEANSERS PRODUITS CHIMIQUES COURANTS ET ADDITIFS POUR PISCINE CHEM. PRODUKTE FÜR DEN HAUSHALTSGEBRAUCH UND ZUSATZ FÜR SCHWIMMBÄDER PRODUCTOS QUÍMICOS PARA UTILIZO DOMÉSTICO Y ADITIVOS PARA PISCINA Бытовые химические средства и средства для бассейнов 家用化学产品和泳池添加剂		min. B МИН. B	min. B МИН. B
<b>ACIDI ED ALCALI A BASSA CONCENTRAZIONE</b> ACIDS AND LOW CONCENTRATION ALKALIS ACIDES ET ALCALI A FAIBLE CONCENTRATION SÄUREN UND ALKALI IN GERINGER KONZENTRATION ÁCIDOS Y ALCALI CON BAJA CONCENTRACIÓN НИЗКОКОНЦЕНТРИРОВАННЫЕ КИСЛОТЫ И ЩЕЛОЧИ 低浓度酸碱	<b>ISO 10545-13</b>	<b>METODO DISPONIBILE</b> AVAILABLE ON REQUEST METHODE DISPONIBLE VERFÜGBARES VERFAHREN TEST DISPONIBLE ОПРЕДЕЛЯЕТСЯ ПРОИЗВОДИТЕЛЕМ 可用方法	<b>METODO DISPONIBILE</b> AVAILABLE ON REQUEST METHODE DISPONIBLE VERFÜGBARES VERFAHREN TEST DISPONIBLE ОПРЕДЕЛЯЕТСЯ ПРОИЗВОДИТЕЛЕМ 可用方法
<b>ACIDI ED ALCALI AD ALTA CONCENTRAZIONE</b> ACIDS AND HIGH CONCENTRATION ALKALIS ACIDES ET ALCALI A FORTE CONCENTRATION SÄUREN UND ALKALI IN HOHER KONZENTRATION ÁCIDOS Y ALCALI CON ALTA CONCENTRACIÓN ВЫСОКОКОНЦЕНТРИРОВАННЫЕ КИСЛОТЫ И ЩЕЛОЧИ 高浓度酸		<b>METODO DISPONIBILE</b> AVAILABLE ON REQUEST METHODE DISPONIBLE VERFÜGBARES VERFAHREN TEST DISPONIBLE ОПРЕДЕЛЯЕТСЯ ПРОИЗВОДИТЕЛЕМ 可用方法	<b>METODO DISPONIBILE</b> AVAILABLE ON REQUEST METHODE DISPONIBLE VERFÜGBARES VERFAHREN TEST DISPONIBLE ОПРЕДЕЛЯЕТСЯ ПРОИЗВОДИТЕЛЕМ 可用方法
 <b>RESISTENZA ALLE MACCHIE</b> STAIN RESISTANCE / RESISTANCE AUX TACHES / FLECKBESTÄNDIGKEIT RESISTENCIA A LAS MANCHAS / УСТОЙЧИВОСТЬ К ЗАГРЯЗНЕНИЮ / 耐污渍性	<b>ISO 10545-14</b>	min. 3 МИН. 3	min. 3 МИН. 3

## GUIDA AL PRODOTTO

PRODUCT GUIDE / GUIDE AU PRODUIT / INFORMATIONEN ZUM PRODUKT  
GUÍA DEL PRODUCTO / РУКОВОДСТВО ПО ПРОДУКТУ / 产品指南

# MANUTENZIONE

Per la manutenzione ordinaria dei prodotti di Cooperativa Ceramica d'Imola si consiglia l'utilizzo dei comuni detergenti neutri diluiti in acqua; in caso di sporchi intensi di utilizzare detergenti alcalini diluiti, incrementandone la concentrazione in funzione della difficoltà di pulizia, rimuovendoli immediatamente dopo l'utilizzo. Evitare la presenza di elementi abrasivi (sporco e/o sabbia) che con il calpestio generano fenomeni di usura, in particolare per le superfici lucide. Nella aree di accesso diretto con l'esterno si consiglia di predisporre opportuni zerbini per rimuovere gli elementi abrasivi che possono essere trascinati sotto le suole delle scarpe: questa precauzione risulta di particolare importanza nel caso di superfici lucide o a finitura lucida (levigata e/o lappata). Nel caso di macchie specifiche si consiglia l'utilizzo di adeguati detergenti, eseguendo prima una prova su di una piccola area. Non utilizzare mai detergenti a base di acido fluoridrico che danneggiano in maniera irreparabile la superficie.

## MAINTENANCE

When Cooperativa Ceramica d'Imola products require basic cleaning, we recommend using a common neutral detergent diluted in water. If deeper cleaning is required use an alkaline detergent diluted in water and increase the concentration according to how deeply ingrained the dirt or stain is. Always remember to rinse immediately after use. Always remove any abrasive elements (dirt or sand) as they may get trodden in and create wear, especially on tiles with a gloss finish. In areas with direct access to the outdoors we suggest using a mat in order to remove any abrasive elements that may be carried in on shoe soles. This precaution is particularly important if the flooring has a gloss surface or a gloss (polished or honed) finish. If the tiles are actually stained we suggest using an appropriate detergent, but only after trying it out on a small area first. Never use hydrofluoric acid-based detergents as they may damage the tile surfaces irreparably.

## ENTRETIEN

Pour l'entretien habituel des produits de Cooperativa Ceramica d'Imola il est conseillé d'utiliser des détergents neutres courants dilués dans de l'eau ; en cas de saleté importante, utiliser des détergents alcalins dilués, en augmentant la concentration en fonction de la difficulté de nettoyage, en les éliminant immédiatement après l'utilisation. Éviter la présence d'éléments abrasifs (saleté et/ou sable) qui, avec le piétinement, génèrent des phénomènes d'usure, notamment pour les surfaces brillantes. Dans les zones communiquant directement avec l'extérieur, il est conseillé de mettre en place d'opportuns paillassons pour éliminer les éléments abrasifs pouvant être entraînés sous les semelles des chaussures : cette précaution est particulièrement importante pour les surfaces brillantes ou à finition brillante (lustrée et/ou poncée). En cas de taches spécifiques, il est conseillé d'utiliser des détergents adéquats, en réalisant d'abord un essai sur une petite surface. Ne jamais utiliser de détergents à base d'acide fluorhydrique, qui abîment de façon irréparable la surface.

## PFLEGE

Für die regelmäßige Pflege von Produkten der Cooperativa Ceramica d'Imola wird die Nutzung handelsüblicher, mit Wasser verdünnter neutraler Reinigungsmittel empfohlen; bei hartnäckigem Schmutz verdünnte alkalische Reinigungsmittel verwenden, deren Konzentration je nach Verschmutzung zu erhöhen ist. Nach dem Auftragen unverzüglich abwaschen. Keine scheuernden Elemente (Schmutz und/oder Sand) einsetzen, die durch Eintreten Abnutzungserscheinungen hervorrufen können, insbesondere bei glänzenden Oberflächen. In Bereichen mit direktem Zugang zu Außenbereichen wird empfohlen, entsprechende Vorleger zu verwenden, auf denen scheuernde, in Schuhsohlen eingeschleppte Elemente abgetreten werden: Diese Vorsichtsmaßnahme ist besonders

wichtig. Bei bestimmten Flecken wird zu den entsprechenden spezifischen Reinigungsmitteln geraten, wobei diese zuvor probeweise auf kleine Flächen gegeben werden sollten. Flusssäure-haltige Reinigungsmittel müssen vermieden werden, da sie Fliesenoberflächen unwiederbringlich beschädigen können.

## MANTENIMIENTO

Para el mantenimiento ordinario de los productos de Cooperativa Ceramica d'Imola, se recomienda utilizar detergentes normales neutros diluidos en agua. En caso de suciedad difícil utilizar detergentes alcalinos diluidos, aumentando la concentración en función de la dificultad de limpieza y eliminar el producto inmediatamente tras el uso. Evitar la presencia de elementos abrasivos (suciedad y/o arena), ya que al pisarlos pueden dañar las superficies, en especial, aquellas con acabado brillante. En las áreas de acceso directo desde el exterior, se recomienda colocar felpudos para eliminar los elementos abrasivos que se acumulan debajo de la suela de los zapatos. Esta medida de precaución es muy importante para proteger las superficies brillantes o con acabado brillante (pulida y/o bruñida). Para eliminar manchas específicas, se recomienda utilizar detergentes adecuados y realizar una prueba aplicando el producto en una zona reducida para comprobar que no dañe la superficie. No utilizar detergentes a base de ácido fluorhídrico ya que los daños causados a la superficie no tienen solución.

## УХОД

Стандартную чистку продукции Cooperativa Ceramica d'Imola рекомендуется выполнять с помощью водного раствора обычных нейтральных моющих средств; стойкие загрязнения можно удалять разведенными в воде щелочными моющими веществами, концентрация которых в растворе зависит от сложности очистки. При этом остатки моющих веществ рекомендуется удалять с изделий незамедлительно. Избегайте присутствия абразивных частиц (грязи и/или песка), которые в процессе проходимости по плитке приводят к образованию эффекта износа, особенно на глянцевых поверхностях. На участках прямого сообщения с наружными помещениями рекомендуется предусмотреть половые коврики для удаления абразивных частиц, которые могут переноситься на подошвах обуви: эта мера предосторожности особенно актуальна для глянцевых поверхностей или поверхностей с глянцевой отделкой (полированной или шлифованной). В случае специфических загрязнений, рекомендуется применение соответствующих моющих средств, с предварительным тестом на небольшом участке. Категорически запрещается использование моющих средств на базе фтористоводородной кислоты, чтобы не вызвать непоправимые повреждения поверхности.

## 维护

对Cooperativa Ceramica d'Imola产品进行常规保养时，建议使用普通的中性清洁剂，并用水稀释；如果遇到顽固污渍，可使用稀碱清洁剂，根据清洁的难易程度提高清洁剂的浓度，用完之后立即清除干净。避免摩擦性质的物质（污垢和/或沙土）停留在表面上，否则经过踩压会导致磨损，尤其抛光的表面更易受损。在直接连接室外的进口处，建议放置适当的擦鞋垫，以便擦掉鞋底上可能磨损地板的摩擦性物质：如果地板为抛光面或者光亮饰面（打磨和/或研磨）该预防工作则尤为重要。如果污渍比较特殊，建议使用合适的清洁剂，但首先应当在一小块区域上进行测试。禁止使用氢氟酸清洁剂，否则会损坏表面，无法再恢复原状。

<b>TIPO DI SPORCO</b> Type of stain Type de saleté Art der Verschmutzung Tipo de suciedad Род загрязнения 污渍类型	<b>DETERGENTE O SOLVENTE CONSIGLIATO</b> Recommended detergent or solvent Type de détergent ou solvant conseillé Empfohlenes Reinigungs- oder Pflegemittel Detergente o solvente aconsejado Рекомендуемый детергент или растворитель 推荐清洁剂或溶剂
--	---

<b>GELATO</b> Ice cream Glace Eis Helado Мороженое 冰激淋	<b>DETERGENTE NEUTRO</b> Neutral detergent Détergent neutre Neutrales Reinigungsmittel Detergente neutro Нейтральное моющее средство 中性清洁剂
--	--

<b>RESINE O SMALTI</b> Resins and paints Feutres Harz oder Lack Resinas o esmaltes Смолы или эмали 树脂或釉料	<b>SOLVENTE</b> Solvent Solvant/Acide Lösungsmittel Solvente Растворитель 溶剂
--	--

<b>CAFFÈ</b> Coffee Café Kaffee Café Кофе 咖啡	<b>DETERGENTE NEUTRO/BASICO</b> Neutral/basic detergent Détergent neutre/basique Neutrales/basisches Reinigungsmittel Detergente neutro/básico Нейтральное/базовое моющее средство 中性/碱性清洁剂
--	---

<b>CERA DI CANDELA</b> Candle wax Cire de bougie Kerzenwachs Cera de vela Свечной воск 蜡烛	<b>SOLVENTE</b> Solvent Solvant Lösungsmittel Solvente Растворитель 溶剂
---	--

<b>PULIZIA QUOTIDIANA</b> Daily cleaning Entretien courant Tägliche Reinigung Limpieza diaria Растворитель для бытового назначения 日常清洁	<b>DETERGENTI COMUNI NEUTRI</b> Common neutral detergents Détergents courants neutres Handelsübliche neutrale Reinigungsmittel Detergentes normales neutros Универсальные нейтральные моющие средства 中性通用清洁剂
---	---

<b>GRASSI ANIMALI O VEGETALI</b> Vegetable and animal fat Graisses animales ou végétales Tierische oder pflanzliche Fette Grasas animales o vegetales Животные или растительные жиры 动物油或植物油	<b>DETERGENTE NEUTRO/ALCALINO</b> Neutral/alkaline detergent Détergent neutre/alcalin Neutrales/alkalisches Reinigungsmittel Detergente neutro/alcalino Нейтральное/щелочное моющее средство 中性/碱性清洁剂
--	---

<b>TIPO DI SPORCO</b> Type of stain Type de saleté Art der Verschmutzung Tipo de suciedad Род загрязнения 污渍类型	<b>DETERGENTE O SOLVENTE CONSIGLIATO</b> Recommended detergent or solvent Type de détergent ou solvant conseillé Empfohlenes Reinigungs- oder Pflegemittel Detergente o solvente aconsejado Рекомендуемый детергент или растворитель 推荐清洁剂或溶剂
--	---

<b>OLII DI PARTI MECCANICHE</b> Grease from machines Huile de graissage Maschinenöl Aceites de piezas mecánicas Масла для механических частей 机械油	<b>SOLVENTE/DETERGENTE</b> Solvent/detergent Solvant/détergent Lösungsmittel/Reinigungsmittel Disolvente/detergente Растворитель/моющее средство 溶剂/清洁剂
---	---

<b>INCHIOSTRI</b> Ink Encres Tinte Tintas Чернила 油漆	<b>SOLVENTE/DETERGENTE ACIDO</b> Solvent/Acid detergent Solvant/Détergent acide Lösungsmittel/Saures Reinigungsmittel Disolvente/Detergente ácido Растворитель/Кислотосодержащее моющее средство 溶剂/清洁剂 / 酸性清洁剂
--	---

<b>RUGGINE/DEPOSITI FERROSI</b> Rust and oxides Rouille/Dépôts ferreux Rost / Oxydation Herrumbre / Depósitos ferrosos Ржавчина / Железистые отложения 铁锈 / 铁质污渍	<b>DETERGENTE ACIDO</b> Acid detergent Détergent acide Saures Reinigungsmittel Detergente ácido Кислотосодержащее моющее средство 酸性清洁剂
--	---

<b>DEPOSITI/EFFLORESCENZE CALCAREE</b> Calcareous matters/deposits Dépôts/Efflorescences de calcaire Kalkablagerungen/Ablagerungen Depósitos/Eflorescencias calcáreas Отложения/известняковые налеты 钙质沉积/钙质风化	<b>DETERGENTE ACIDO</b> Acid detergent Détergent acide Saures Reinigungsmittel Detergente ácido Кислотосодержащее моющее средство 酸性清洁剂
--	---

<b>BIRRA – VINO</b> Beer - Wine Bière - Vin Bier - Wein Cerveza - Vино Пиво - Вино 啤酒 - 葡萄酒	<b>DETERGENTE NEUTRO</b> Neutral detergent Détergent neutre Neutrales Reinigungsmittel Detergente neutro Нейтральное моющее средство 中性清洁剂
---	--

<b>GOMMA DA PNEUMATICO</b> Tyre Caoutchouc pour pneus Gummi Goma de neumático Шинная резина	<b>DETERGENTE NEUTRO/ACIDO</b> Neutral detergent/Acid detergent Détergent neutre/Détergent acide Neutrales Reinigungsmittel/ Saures Reinigungsmittel Detergente neutro/Detergente ácido Нейтральное моющее средство/ Кислотосодержащее моющее средство 中性清洁剂 / 酸性清洁剂
--	--

\* Si consiglia di rimuovere in tempi brevi i detergenti acidi alcalini

\* When using acid or alkaline detergents always rinse them off quickly afterwards.

\* Il est conseillé d'éliminer sans tarder les détergents alcalins.

\* Reinigungsmittel auf Säure- oder alkalischer Basis sollten rasch abgewaschen werden.

\* Se recomienda eliminar lo antes posible los detergentes ácidos alcalinos.

\* Моющие средства на основе кислот и щелочей рекомендуется удалять в кратчайшее время.

\* 建议在短时间内清除酸碱中性清洁剂

## GUIDA AL PRODOTTO

PRODUCT GUIDE / GUIDE AU PRODUIT / INFORMATIONEN ZUM PRODUKT  
GUÍA DEL PRODUCTO / РУКОВОДСТВО ПО ПРОДУКТУ / 产品指南

## SICUREZZA NELL'UTILIZZO DEI PRODOTTI DI COOPERATIVA CERAMICA D'IMOLA

Le piastrelle di Cooperativa Ceramica d'Imola vengono prodotte utilizzando materie prime selezionate e particolarmente pure, soggette alle più moderne tecnologie di estrazione e controllo.

**L'elevata forza di pressatura permette di ottenere, dopo opportuno trattamento termico a temperature oltre i 1200°, un corpo ceramico altamente compatto e resistente, con un bassissimo assorbimento d'acqua.**

**La superficie ceramica durante il suo utilizzo non determina alcun effetto nocivo; è assolutamente inerte dal punto di vista tossicologico e non presenta alcun impatto ambientale.**

**Le lastre ceramiche di Cooperativa Ceramica d'Imola sono completamente inerti al fuoco.**

**Non rischiano pertanto danneggiamenti in caso di esposizione a fiamme libere e limitano la propagazione e l'intensificazione delle fiamme.**

**Le lastre ceramiche di Cooperativa Ceramica d'Imola non costituiscono una base per la proliferazione di batteri e il loro utilizzo è indicato per luoghi in cui le condizioni di sterilità devono essere facilmente mantenute.**

**Tutti i materiali di scarti della produzione industriale sono inerti, non presentano cioè pericoli di reattività e di resistenza dal punto di vista chimico e termico; tali detriti possono essere collocati nell'ambiente senza correre alcun rischio o essere riutilizzati per la preparazione di altro materiale (sottofondi ecc..).**

Si raccomanda il taglio ad umido o il metodo ad incisione e spacco nelle operazioni di posa. Evitare il taglio a secco con utensili motorizzati nelle operazioni di posa. Tecniche di posa improprie possono esporre il posatore a polveri dannose.

Cooperativa Ceramica d'Imola è in grado di testare presso il proprio laboratorio, iscritto all'albo dei "Laboratori Esterni Pubblici e Privati Altamente Qualificati" del Ministero dell'Università e della Ricerca Scientifica, tutte le principali caratteristiche dei materiali prodotti per determinare il livello delle prestazioni d'uso in base alle norme in vigore.

### SAFETY WHEN USING

#### COOPERATIVA CERAMICA D'IMOLA PRODUCTS

The Cooperativa Ceramica d'Imola tiles are produced with selected and particularly pure raw materials that are subject to the most modern extraction and control technologies.

The high pressing force achieves, after heat treatment at over 1200°, a highly compact and resistant tile with an extremely low water absorption.

During use, the ceramic surface has no harmful effects whatsoever. It is completely inert from a toxicological point of view and has no impact on the environment.

Cooperativa Ceramica d'Imola's ceramic tiles are not affected by fire.

They are not damaged from being exposed to flames and they limit the spreading and intensification of the flames.

Cooperativa Ceramica d'Imola ceramic tiles do not allow the proliferation of bacteria and they are ideal for locations where the sterility conditions must be easily maintained.

All waste material from the industrial production is inert and does not constitute a reactivity or resistance hazard from a chemical and thermal point of view. The waste can be disposed of in the environment without any risk or it can be reused to prepare other material (substrates, etc.).

When cutting the tiles to lay them, we recommend using either a wet saw or a score-and-snap method. When laying tiles, avoid dry cutting them with electric power tools. Improper laying techniques may expose the installer to harmful dust.

**Cooperativa Ceramica d'Imola is able test in its laboratory, registered in the "Highly Qualified Public and Private External Laboratories" register of the University and Scientific Research Ministry, all the main specifications of the materials produced to determine their performance based on the applicable standards.**

### SÉCURITÉ AVEC L'UTILISATION DES PRODUITS

#### COOPERATIVA CERAMICA D'IMOLA

Les carreaux de Cooperativa Ceramica d'Imola sont fabriqués avec des matières premières sélectionnées et particulièrement pures, selon les technologies les plus modernes d'extraction et de contrôle.

La force élevée de pressage permet d'obtenir, après traitement thermique à des températures de plus de 1200°, un corps céramique très compact et résistant, à très faible absorption d'eau. Lors de son utilisation, la surface céramique ne produit aucun effet nocif ; elle est absolument inerte du point de vue toxicologique et n'a aucun impact sur l'environnement. Les dalles en céramique de Cooperativa Ceramica d'Imola sont complètement inertes au feu. Elles ne subiront donc aucun dommage en cas d'exposition aux flammes nues et limitent la propagation et l'intensification des flammes. Les dalles en céramique de Cooperativa Ceramica d'Imola ne constituent pas un terrain de prolifération de bactéries, leur utilisation est indiquée pour les lieux où des conditions stériles doivent être facilement conservées. Tous les résidus de la production industrielle sont inertes, ne présentent donc pas de dangers de réactivité et de résistance sur le plan chimique et thermique ; ces déchets peuvent être déposés dans l'environnement sans aucun risque ou être réutilisés pour la préparation d'autre matériel (sous-couches, etc.).

Il est conseillé de la tailler avec la surface mouillée, ou en utilisant la méthode à incision et à fendage lors des opérations de pose. Ne pas tailler à sec avec des outils motorisés lors des opérations de pose. Les techniques inappropriées de pose peuvent exposer le poseur à des poussières dangereuses.

**Cooperativa Ceramica d'Imola a la possibilité de tester dans son laboratoire, inscrit à l'ordre professionnel des « Laboratoires Externes Publics et Privés Hautement Qualifiés » du Ministère de l'Université et de la Recherche Scientifique, toutes les principales caractéristiques des matériaux produits pour déterminer le niveau de performances d'utilisation en fonction des normes en vigueur.**

### SICHERHEIT BEI DER VERWENDUNG DER PRODUKTE

#### VON COOPERATIVA CERAMICA D'IMOLA

Die Fliesen von Cooperativa Ceramica d'Imola werden unter der Verwendung von ausgesuchten und besonders reinen Rohstoffen hergestellt, bei denen die modernsten Technologien der Förderung und Kontrolle zum Einsatz kommen.

Durch die hohe Presskraft entsteht nach einer geeigneten Wärmebehandlung bei Temperaturen von über 1200 ° ein äußerst kompakter und widerstandsfähiger Keramikkörper mit sehr geringer Wasserabsorption. Die Keramikoberfläche besitzt keinerlei schädlichen Auswirkungen für die menschliche Gesundheit. Sie ist in toxikologischer Hinsicht gänzlich reaktionsträge und ist in ökologischer Hinsicht unbedenklich. Das abgetragene Material ist in toxikologischer Hinsicht völlig unbedenklich und stellt keinerlei Umweltbelastung dar. Die Keramikfliesen der Cooperativa Ceramica d'Imola sind vollkommen feuerfest. D.h. es sind keine Beschädigungen zu befürchten, wenn diese offenem Feuer ausgesetzt werden. Gleichzeitig begrenzen sie die Ausbreitung und Intensivierung des Brandes. Die Keramikfliesen der Cooperativa Ceramica d'Imola bilden keine Grundlage für das Wachstum von Bakterien und eignen sich daher für Räume, in denen sterile Bedingungen auf einfache Weise erhalten werden müssen. Alle Ausschussmaterialien der industriellen Produktion sind reaktionsträge, d.h. sie weisen keinerlei Gefahren der Reaktivität und Beständigkeit in chemischer und thermischer Hinsicht auf. Diese Rückstände können gefahrlos in der Umwelt entsorgt oder für die Herstellung von anderen Materialien wiederverwendet werden (Estriche, usw.).

Für die Verlegungsarbeiten empfehlen wir Nassschnitt oder die Anritz- und Spaltmethode. Vermeiden Sie Trockenschnitt mit motorisierten Werkzeugen bei Verlegungsarbeiten. Unsachgemäße Verlegungstechniken können den Verleger gesundheitsgefährdendem Feinstaub aussetzen.

**Die Cooperativa Ceramica d'Imola ist in der Lage, in ihrem Labor, das im Verzeichnis der "Laboratori Esterni Pubblici e Privati Altamente Qualificati" (Hoch qualifizierte externe öffentlichen und private Labore) des Ministeriums für Universität und wissenschaftliche Forschung registriert ist, Tests bezüglich den wichtigsten Eigenschaften der hergestellten Materialien durchzuführen, um die Nutzungsleistungen im Hinblick auf die geltenden Vorschriften zu bestimmen.**

### SEGURIDAD DURANTE EL USO DE LOS PRODUCTOS

#### DE COOPERATIVA CERAMICA D'IMOLA

Los azulejos de Cooperativa Ceramica d'Imola se producen utilizando materias primas seleccionadas y especialmente puras, sometidas a las tecnologías de extracción y control más modernas. La elevada fuerza de prensado permite obtener, una vez realizado el oportuno tratamiento térmico a temperaturas por encima de los 1200°, un cuerpo cerámico altamente compacto y resistente, con una bajísima absorción de agua. Durante el uso, la superficie cerámica no tiene ningún efecto nocivo. Es absolutamente inerte desde el punto de vista toxicológico y no produce impacto medioambiental. Las losas cerámicas de Cooperativa Ceramica d'Imola son completamente inertes al fuego. Por lo tanto no corren el riesgo de sufrir daños en caso de exposición a llamas libres y limitan la propagación y la intensificación de las mismas. Las losas cerámicas de Cooperativa Ceramica d'Imola no constituyen una base para la proliferación de bacterias y su uso está indicado en aquellos lugares en los que resulta necesario mantener fácilmente las condiciones de esterilidad. Todos los materiales de descartes de la producción industrial son inertes, es decir, no presentan peligros de reactividad ni de resistencia desde el punto de vista químico y térmico; dichos residuos pueden ser colocados en el ambiente sin correr ningún riesgo o ser reutilizados para preparar otros materiales (fondos, etc.).

Se recomienda el corte en húmedo o el método de incisión y rotura durante las operaciones de puesta en obra. Evitar el corte en seco con herramientas motorizadas durante las operaciones de puesta en obra. Las técnicas de puesta en obra inadecuadas pueden generar polvos nocivos para el operador.

**Cooperativa Ceramica d'Imola puede comprobar en su laboratorio, inscrito en el registro de los "Laboratorios Externos Públicos y Privados Altamente Cualificados" del Ministerio de la Universidad y de la Investigación Científica, cada una de las características principales de los materiales producidos para determinar el nivel de las prestaciones de uso en función de las normativas vigentes.**

### БЕЗОПАСНОСТЬ ПРИМЕНЕНИЯ ПРОДУКЦИИ

#### "COOPERATIVA CERAMICA D'IMOLA"

Плитки кооператива "Cooperativa Ceramica d'Imola" производятся из отборного и чистого сырья, при добыче и контроле которого используются самые передовые технологии. Высокое усилие прессования позволяет получить после термообработки при температуре свыше 1200° керамическое изделие большой плотности и прочности, с очень низким уровнем водопоглощения. Керамическая поверхность во время ее использования не вызывает вредных последствий; она абсолютно не токсична и не оказывает никакого воздействия на окружающую среду. Керамические плиты производства "Cooperativa Ceramica d'Imola" полностью инертны при взаимодействии с огнем. Они не получают повреждений при воздействии на них открытого пламени, ограничивают распространение и нарастание огня. Керамические плиты производства "Cooperativa Ceramica d'Imola" не становятся основой для размножения бактерий, их использование показано для мест, где важно поддерживать стерильность без особых усилий. Все производственные отходы инертны, то есть не представляют опасности вступления в реакции и обладают химической и термической устойчивостью; эти обломочные материалы можно поместить в окружающую среду без всякого риска или использовать повторно в изготовлении других материалов (подстилающих слоев и т.п.).

Для укладки плитки рекомендуется использовать мокрую резку или метод разметки и раскола. Избегайте сухой резки моторизованными инструментами при укладке. В результате неправильной техники укладки плитки работник может подвергаться вредному воздействию пыли.

**В своей лаборатории, внесенной в реестр независимых высококвалифицированных государственных и частных лабораторий при министерстве высшего образования и научных исследований, "Cooperativa Ceramica d'Imola" может протестировать все основные характеристики выпускаемой продукции для определения уровня эксплуатационных качеств на базе действующих норм.**

### IMOLA陶瓷合作公司产品使用安全指南

IMOLA陶瓷合作公司精细瓷砖，采用精挑细选的特纯原料制造，运用了最先进的提取与监控科技。

**在进行约1200度的适当高温处理之后，高强度的冲压可带来高度紧致，耐受性强的瓷质，吸水率极低。**

**在正常使用过程中陶瓷表面不会产生任何危害；从毒理学角度来看绝对是惰性的，不会对环境产生任何影响。**

**Imola陶瓷合作公司的瓷砖上完全不易燃的。**

**在靠近明火的情况下，亦无损环风险，并可以抑制火苗的蔓延与加大。**

**Imola陶瓷合作公司的瓷砖，不会构成电池扩散的基础，适用于要求保持无菌的环境。所有工业废料都是惰性的，不具有反应的危险，耐化学腐蚀，耐高温；这些废料可以存放于环境中，并无危险，也可以循环再用于制作其它物料（基座等）。**

建议在进行铺设作业时，采用湿式切割，或者蚀刻和裂纹式切割。在铺设作业时避免采用电动刀具进行干式切割。不当的铺设方式会产生对铺砖人员不利的有害粉尘。

Imola陶瓷合作公司可以在自己的实验室里对所有材料的主要属性进行试验，根据现行法规界定使用属性水平，该实验室注册于大学及科技部“高规格公共及私人外部实验室”协会。



